In partnership with:

Fayette County
Pennsylvania

Borough of Brownsville
Est. 1815
Pennsylvania

The Perennial Project
Brownsville, PA

Autodesk

Snowdon Towers

****An Autodesk Revit sample project****

Brownsville, PA

Previously on this site:



Project Location:

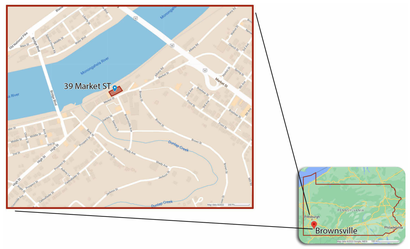

GIS Coordinate System: PA83-SF
40.022371938, -79.88666527

How to use this project:

This is the: ***Snowdon Towers Sample Architectural.rvt*** model

This project is distributed across several Revit models in keeping with industry standard best practices. If you wish to see the entire project, you can open each model individually or you can link them all together. You will find all models in the same folder.

The models included are:

- ***Snowdon Towers Sample Architectural.rvt***
- *Snowdon Towers Sample Site.rvt*
- *Snowdon Towers Sample Façades.rvt*
- *Snowdon Towers Sample Structural.rvt*
- *Snowdon Towers Sample Plumbing.rvt*
- *Snowdon Towers Sample HVAC.rvt*
- *Snowdon Towers Sample Electrical.rvt*

Brownsville.rcp (Point Cloud)

All models use the same coordinate system and are stored in the same folder by default. View templates have been saved and applied to views within the models to help ensure that geometry displays correctly both in your host model and any linked models.

To attach a link, do the following:

1. Open a floor plan view, such as: *Floor Plan L1*.
2. Click the Insert tab of the ribbon.
3. Click the Link Revit (or Point Cloud) button. (Figure 1)
4. Select the file that you wish to link.
5. Ensure that Positioning is set to: **Auto - Internal Origin to Internal Origin** and then click Open. (Figure 2)

(Alternatively, you can choose: **Auto - By Shared Coordinates**. This is optional as all files use the same internal origin.)

Figure 1

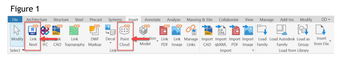

Figure 2

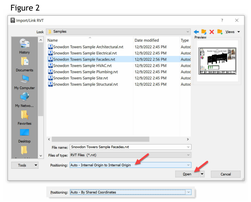

To learn more about this project, visit Sheet G001.

NOT FOR CONSTRUCTION

Sheet Index

Sheet Number	Sheet Name
G000	Cover
G001	Learn about this project
G100	Parking Deck Life Safety Plan
G101	First Floor Life Safety Plan
G102	Second Floor Life Safety Plan
G103	Third Floor Life Safety Plan
G104	Fourth Floor Life Safety Plan
G105	Fifth Floor Life Safety Plan
G106	Roof Plan Life Safety Plan
C101	Site Plan
A100	Parking Deck Floor Plan
A101	First Floor Plan
A102	Second Floor Plan
A103	Third Floor Plan
A104	Fourth Floor Plan
A105	Fifth Floor Plan
A106	Green Roof
A107	Roof Plan
A108	First Floor Ceiling Plan
A109	Second Floor Ceiling Plan
A110	Third Floor Ceiling Plan
A111	Fourth Floor Ceiling Plan
A112	Fifth Floor Ceiling Plan
A200	Existing Conditions Elevations
A201	Building Elevations
A202	Building Elevations
A301	Building Sections
A302	Building Sections
A303	Building Sections
A304	Building Sections
A305	Building Sections
A306	Building Sections
A307	Building Sections
A401	Typical Public Restroom
A402	Enlarged Live/Work Cores
A403	Enlarged Live/Work Cores
A404	Residential Lobby
A405	Wall Sections
A406	Wall Sections
A501	Details
A502	Partition Types
A601	Door Schedule
A602	Schedules
A901	Perspective From Above
A902	Stair Towers - Cutaway Views
A903	3D Views
A904	Solar Study
K101	Café Kitchen

Project Management & Architectural Modeling:

Cartesian Inverse, PA
Chicago, IL 28246

Architectural Design:

Etienne Oiseau, LLC
Detroit, MI 96435

Structural Design and Modeling:

Safe Harbor Engineering, PC
11 Eleventh Street, Suite 11
Purchasing Decisions, NO 13131-1525

MEP Design and Modeling:

Droffats Consulting Services, LLC
Los Angeles, CA 78383

Civil Engineering:

Rubicon Engineering Solutions, INC
Pittsburgh, PA 77462-5247

Landscape Architecture & Community Planning:

Dagny Taggart, LTD
Brownsville, PA 52872

Commercial Kitchen Design:

Designing Trends
103B Broadway
Knoxville, TN 36664-2084

Project Number 7765328-33-A
Date 6/1/2023

AUTODESK

1/14/2026 11:53:27 AM

How do I?

Topic	What View?	Comments	Check after content is reviewed
01 - Basic			
Learn about Brownsville, PA	Cover		No
Add Levels	South		No
Add Grids and Control their Display	L1		No
Add Walls	L1		No
Add Doors	L1		No
Add a Window	L2		No
Place Components	L1		No
Add Columns	L1	To see structural columns, load the Snowdon Towers Sample Structural.rvt model	No
Add a Floor	Transverse Section - Stair 1		No
Add a Roof	Transverse Section - Stair 1		No
Add a Ceiling	Transverse Section - Stair 1		No
Place Stairs and Railings	L1		No
Create a Freestanding Railing	L2		No
Create a Ramp	L1		No
Add an Elevator	L2	Elevators use Place Component tool	No
Add Parking Components	Parking		No
Place Site Components	L1	To see site context, load the Snowdon Towers Sample Site.rvt model	No
Add Entourage Elements	South - Block 39		No
Add Planting Elements	R2		No
Add Model Text	South - Block 39		No
Add a Section View	L2		No
Add a Callout	South		No
Create a Building Elevation View	L2		No
Create Interior Elevation Views	L2		No
Create a Wall Section View	L2		No
Create Camera Views	3D Views		No
Create a Reflected Ceiling Plan View	First Floor Ceiling Plan		No
Edit Project Information	Cover	Manage tab, Project Information	No
Place Raster Images	Cover		No
Add Rooms and Room Tags	L2	Rooms are required to place Room Tags	No
Add Text and Leaders	L2		No
Add Dimensions	L2		No
Add Tags	L2		No
Add Planting Tags	R2		No
Add Symbols to Views	First Floor Plan		No
Set the Scale of a View	First Floor Plan		No
Offset Level Head from Level Line	South		No
Add Detail Lines	L2		No
Create a Schedule	Parking Deck Floor Plan		No
Add a Sheet to the Project	Parking Deck Floor Plan		No
Add Views to Sheet	Building Elevations		No
02 - Intermediate			
Create Custom View Types	L1 Life Safety Plan	Edit Type Properties of a View and then Duplicate to create a custom Type	No
Add Curtain Walls	L1		No
Create an Element with Compound Layer Structure	Parapet Detail - Typical		No
Add Topography	Site Plan		No
Add a Chase Opening	L2		No
Add a Door to a Curtain Wall	L1		No
Add a Point Cloud	Existing North	To see the point cloud, load the Brownsville.rcp file	No
Add a Property Line to a Site Plan View	Site Plan		No
Add a Spiral Stair	L2		No
Use a Scope Box to Control the Extents of Levels, Grids and Views	L1 - Scope Box	Scope boxes are hidden in most views	No
Add a Tapered Wall	Transverse Section - Stair 1		No
Add a Wall Sweep	Parapet Detail at Solar Wall		No
Add and Manage a Group	L2		No
Add Linked Revit Models	South - Block 39	Several links are included. See the notes on the Cover page for more information	No
Use Join Geometry to Merge Walls and Floors, Roofs	Transverse Section - Stair 1		No
Use Shape Editing Tools to Customize Floors and Roofs	R2	Use Visibility/Graphics to Turn On Folding Lines for Floors and Roofs	No
Add Path of Travel Tags	First Floor Life Safety Plan		No
Work with Phasing	Existing South	Phasing is applied to the Snowdon Towers Façades.rvt model	No
Using Path of Travel	First Floor Life Safety Plan		No
Create a Rendering with Twinmotion	Cover		No
Create an Enlarged Detail View	Parapet Detail at Solar Wall		No
Create and Annotate Detail Components	Partition Type - Mtl Studs w One Layer of Gyp. BD. ea. Side		No
Display Fine Level of Detail	Parapet Detail - Typical		No
Override Visibility/Graphics	South - Block 39		No
Turn on Shadows in a View	3D Views		No
Use Ambient Shadow Display	Stair Towers - Cutaway Views		No
Use Detail level to Display more detail	South - Block 39		No
Use Realistic Display Style	3D Views		No
Add Insulation to a Detail	Partition Type - Mtl Studs w One Layer of Gyp. BD. ea. Side		No
Add Material Tags	R2		No
Add Property Line Tags	Site Plan		No
Add Multiple Hosts to a Tag	R2		No
Add Schedule Views to a Sheet	Schedules		No
Edit a Titleblock Family	Cover	Edit text in the titleblock family to input consultants	No
Input Titleblock Data	First Floor Plan		No
Make a Sheet List	Cover	Working sheet list is used to control desired order of sheets	No
Use Design Options	South - Block 39	To view or edit Design Options use the drop-down menu on the Manage tab	No
Use View Breaks to Compress Large Detail Views	North Wall Window Detail		No
Using the Linework Tool	Typical Stair - Landing	Linework tool used to show dashed tread beyond and cleanup curved edges	No
Use Edit Cut Profile	North Wall Window Detail	Profiles of the GWB and Stud layers modified in this view	No
03 - Advanced			
Create a Color Scheme for a View	First Floor Plan		No
Add a Color Fill Legend	First Floor Plan		No
Edit Revisions on Sheet	First Floor Plan		No
Embed a Curtain Wall in a Wall	Transverse Section - Stair 1		No
Filter Schedule by Sheet	First Floor Plan		No
Configure Site Settings	South - Block 39		No
Add a Multistory Stair	Transverse Section - Stair 1		No
Adjust Background Display with Sky or Gradient	3D Views		No
Control the Cut and Projection Lineweights of elements	Parapet Detail at Solar Wall		No
Create 3D Cutaway Section Views	Stair Towers - Cutaway Views		No
Import OBJ Files	South - Block 39	OBJ file is part of a nested family in the Snowdon Towers Façades.rvt model	No
Use Custom Tags	First Floor Life Safety Plan	Custom tags are used for the wall rating designation symbols and to call our door ratings	No
Use Display Filters in View	First Floor Life Safety Plan		No
Use Plan Regions to Adjust View Range in an area of a plan	L1	Plan Regions are hidden in this view. They are used throughout L1	No
Use the Sun Path	Solar Study		No
Perform a Solar Study	Solar Study		No
Work with and Customize Model Patterns	South - Block 39	Custom model fill patterns are used in the Snowdon Towers Façades.rvt model	No
Create an Adaptive Component	3D Views	Twisty Trellis Design Option uses an Adaptive Component	No
Create Walls by Face	3D Views	Walls are placed by Face on the Surfaces of Twisty Trellis	No
Create an In-place Family	3D Views	Support under the landing in the Residential Lobby is an in-place	No

How to use this project:

Thank you for exploring the Autodesk Revit® sample project

This document will explain what you need to know to get the most out of your exploration of this project.

Background:

This is an example of a mixed-use project incorporating commercial, residential and retail in an existing downtown area of a typical small city in the United States. The project is located in Brownsville, PA, USA. It began with a Point Cloud of several existing structures that were present on the site. These buildings fallen into a state of disrepair and sadly were demolished in November 2020. The sample project you are viewing now imagines what might have been done to incorporate the façades of those existing structures into a new design had they been saved.

Special thanks to: Fayette County, Pennsylvania, Brownsville Borough, Pennsylvania and The Perennial Project for allowing the point cloud and likeness of the site to be used in the project.

Program:

Retail:	4,921 SF total in three separate tenant spaces on the street level
Office:	6,984 SF in three office tenant spaces on upper levels
Restaurant:	2,600 SF restaurant on the street level and including upper-level mezzanine dining space
Residential:	18,235 SF of residential loft units. 21 units total in a mix of studio and one and two-story units on levels 2 and above.
Outdoor Public Space:	8,571 SF of outdoor public space including a pocket park at street level and a green roof with bandstand and bleacher seating.
Parking Garage:	10,281 SF of parking on the lower level complete with 20 parking spaces

Building Features:

Incorporated into the fabric of downtown Brownsville the project shares the streetscape with other historic structures in the neighborhood. The green space both on the ground level and the extensive roof gardens offer a welcome break in the density of the urban fabric.

Solar panels adorn the south facing façade and offset a portion of the building's energy load.

Reclaimed water is used to irrigate the roof gardens and living walls in the pocket park.

The building skin is highly insulated and passive house concepts formed the inspiration for the mechanical systems.

Important Revit Features Showcased:

The goals of this model were simple: Create a compelling sample project that was both interesting from the architectural and engineering perspectives, and showcase many of the most commonly used Revit features.

Here are some of the main Revit features that you will see showcased in this project:

- Complete Architectural, Structural and MEP models at a level of detail appropriate to the early construction documents phase of a typical project.
- Simple site model that incorporates Civil design originally completed in Civil 3D.
- Landscape Architectural design in the Pocket Park and roof garden.
- Commercial kitchen design in the café.
- Model uses most of the standard toolsets.
  - Architecturally this includes Walls, Doors, Windows, Floors, Ceilings, Roofs, Columns, Fixtures, Stairs, Railings, Ramps, Furniture, Equipment, Rooms, Site items, Sweeps and Shafts.
  - Structurally both steel and concrete systems are showcased.
  - MEP: Electrical fixtures, equipment and conduits are all featured. Plumbing fixtures, piping, roof drains, sanitary, domestic water and other systems are featured. HVAC systems use equipment, ducts, pipes and spaces.
- A point cloud file was the basis for the façades model. The file is included.
- Phasing is used in the façades model to differential the existing to remain and demolition of the building elements from the point cloud.
- The façades model uses custom fill patterns to represent the existing historical bricks utilized in the existing buildings. Sweeps and custom families are used to model many of the masonry features.
- All work in the architectural, structural and MEP models is in the New Construction phase.
- Level 1 occurs along a sloped street with a 6-foot total drop from east to west. Therefore, setup of L1 is complex and involves three separate view ranges and the Plan Regions necessary to convey this in the plans.
- The building has three egress stairs and two elevators. Egress stairs utilize the stair tower functionality and carefully modeled stair and railing types meant to more closely align with industry best-practices.
- Groups have been used for repeating items like residential cores and the balconies on the north façade.
- Design Options are showcased on the roof at the bandstand canopy and the bandstand bleacher design.
- The bandstand canopy design in the primary design option uses a custom adaptive component family and has walls applied by face to the geometry in this adaptive component.
- Floor shapes are customized with shape editing tools at the green roof.
- The solar panel design incorporates custom tapered wall types and a custom sloped curtain wall type.
- Topo solids have been incorporated into the site design in the site model. Including solid cut functionality to represent the ramp and tunnel down to the parking garage.
- Many views have been added emulating those found in typical projects and as required to showcase Revit's extensive documentation features.
- Custom view types coupled with view templates have been used to ensure consistency in graphical settings
- All view types are included in the models: Plans, Ceiling plans, Sections, Elevations, Callouts, Details, 3D Views, even a Walkthrough.
- There are Area Plans both the Gross Building and the Rentable schemes.
- Many "Working" views have been left in the project. These are used internally by the project team and not shared to outside recipients on sheets or other formal presentations.
- A Variety of Schedules are included showcasing both reports needed for sheets and documentation and working schedules used for internal queries and analysis.
- A complete set of sheets is included.

Revit Models:

The project is distributed across several Revit models in keeping with industry standard best practices. If you wish to see the entire project, you can open each model individually or you can link them all together.

The models included are:

Snowdon Towers Sample Architectural.rvt

Snowdon Towers Sample Site.rvt

Snowdon Towers Sample Façades.rvt

Snowdon Towers Sample Structural.rvt

Snowdon Towers Sample Plumbing.rvt

Snowdon Towers Sample HVAC.rvt

Snowdon Towers Sample Electrical.rvt

Brownsville.rcp (Point Cloud)

All models use the same coordinate system and are stored in the same folder by default. View templates have been saved and applied to views within the models to help ensure that geometry displays correctly both in your host model and any linked models.

To attach a link, do the following:

1. Open a floor plan view, such as: *Floor Plan L1*.
2. Click the Insert tab of the ribbon.
3. Click the Link Revit (or Point Cloud) button.

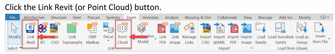

4. Select the file that you wish to link.
5. Ensure that Positioning is set to: **Auto – Internal Origin to Internal Origin** and then click Open.

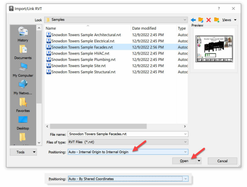

Alternatively, you can choose: **Auto – By Shared Coordinates**. This is optional as all files use the same internal origin.

Take a Guided Tour of the Project:

To learn more about the contents of the sample project look for the Help Icon near any element. Select the icon and then select the Learning Link parameter on the Properties palette. Use the browse icon: "..." to connect to the related wiki topic. (This will open externally in your default web browser). Once you have reviewed the wiki topic click the "Content Reviewed" check box on the Properties palette.

The schedule view named: ***How do I*** lists all help topics in order from simple to more complex. You can use this view as a "guided tour" to visit all the help topics in sequence and check them off as you explore the project.

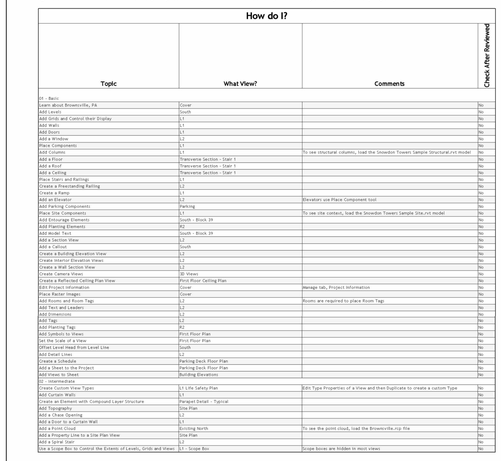

How do I?

Topic	What View?	Comments	Check after Reviewed
01 - Basic			
Learn about Brownsville, PA	Cover		No
Add Levels	South		No
Add Grids and Control their Display	L1		No
Add Walls	L1		No
Add Doors	L1		No
Add a Window	L2		No
Place Components	L1		No
Add Columns	L1	To see structural columns, load the Snowdon Towers Sample Structural.rvt model	No
Add a Floor	Transverse Section - Stair 1		No
Add a Roof	Transverse Section - Stair 1		No
Add a Ceiling	Transverse Section - Stair 1		No
Place Stairs and Railings	L1		No
Create a Freestanding Railing	L2		No
Create a Ramp	L1		No
Add an Elevator	L2	Elevators use Place Component tool	No
Add Parking Components	Parking		No
Place Site Components	L1	To see site context, load the Snowdon Towers Sample Site.rvt model	No
Add Entourage Elements	South - Block 39		No
Add Planting Elements	R2		No
Add Model Text	South - Block 39		No
Add a Section View	L2		No
Add a Callout	South		No
Create a Building Elevation View	L2		No
Create Interior Elevation Views	L2		No
Create a Wall Section View	L2		No
Create Camera Views	3D Views		No
Create a Reflected Ceiling Plan View	First Floor Ceiling Plan		No
Edit Project Information	Cover	Manage tab, Project Information	No
Place Raster Images	Cover		No
Add Rooms and Room Tags	L2	Rooms are required to place Room Tags	No
Add Text and Leaders	L2		No
Add Dimensions	L2		No
Add Tags	L2		No
Add Planting Tags	R2		No
Add Symbols to Views	First Floor Plan		No
Set the Scale of a View	First Floor Plan		No
Offset Level Head from Level Line	South		No
Add Detail Lines	L2		No
Create a Schedule	Parking Deck Floor Plan		No
Add a Sheet to the Project	Parking Deck Floor Plan		No
Add Views to Sheet	Building Elevations		No
02 - Intermediate			
Create Custom View Types	L1 Life Safety Plan	Edit Type Properties of a View and then Duplicate to create a custom Type	No
Add Curtain Walls	L1		No
Create an Element with Compound Layer Structure	Parapet Detail - Typical		No
Add Topography	Site Plan		No
Add a Chase Opening	L2		No
Add a Door to a Curtain Wall	L1		No
Add a Point Cloud	Existing North	To see the point cloud, load the Brownsville.rcp file	No
Add a Property Line to a Site Plan View	Site Plan		No
Add a Spiral Stair	L2		No
Use a Scope Box to Control the Extents of Levels, Grids and Views	L1 - Scope Box	Scope boxes are hidden in most views	No

Enjoy!

AUTODESK

www.autodesk.com/revit

Project Management & Architectural Modeling:

Cartesian Inverse, PA
Chicago, IL 28246

Architectural Design:

Etienne Oiseau, LLC
Detroit, MI 96435

Structural Design and Modeling:

Safe Harbor Engineering, PC
11 Eleventh Street, Suite 11
Purchasing Decisions, NO 13131-1525

MEP Design and Modeling:

Droffats Consulting Services, LLC
Los Angeles, CA 78383

Civil Engineering:

Rubicon Engineering Solutions, INC
Pittsburgh, PA 77462-5247

Landscape Architecture & Community Planning :

Dagny Taggart, LTD
Brownsville, PA 52872

Commercial Kitchen Design:

Designing Trends
103B Broadway
Knoxville, TN 36664-2084

No.	Description	Date
	Schematic Design	5/1/2023
	Not For Construction	6/1/2023

Autodesk

Snowdon Towers

Learn about this project

Project Number	7765328-33-A
Date	6/1/2023
Drawn By	APF
Checked By	ADSK

G001

Scale 12" = 1'-0"

1/14/2026 11:53:30 AM

Fire Resistive Wall Legend

- One Hour Rated
- One Hour Rated, Smoke Barrier
- Two Hour Rated
- Three Hour Rated
- Four Hour Rated

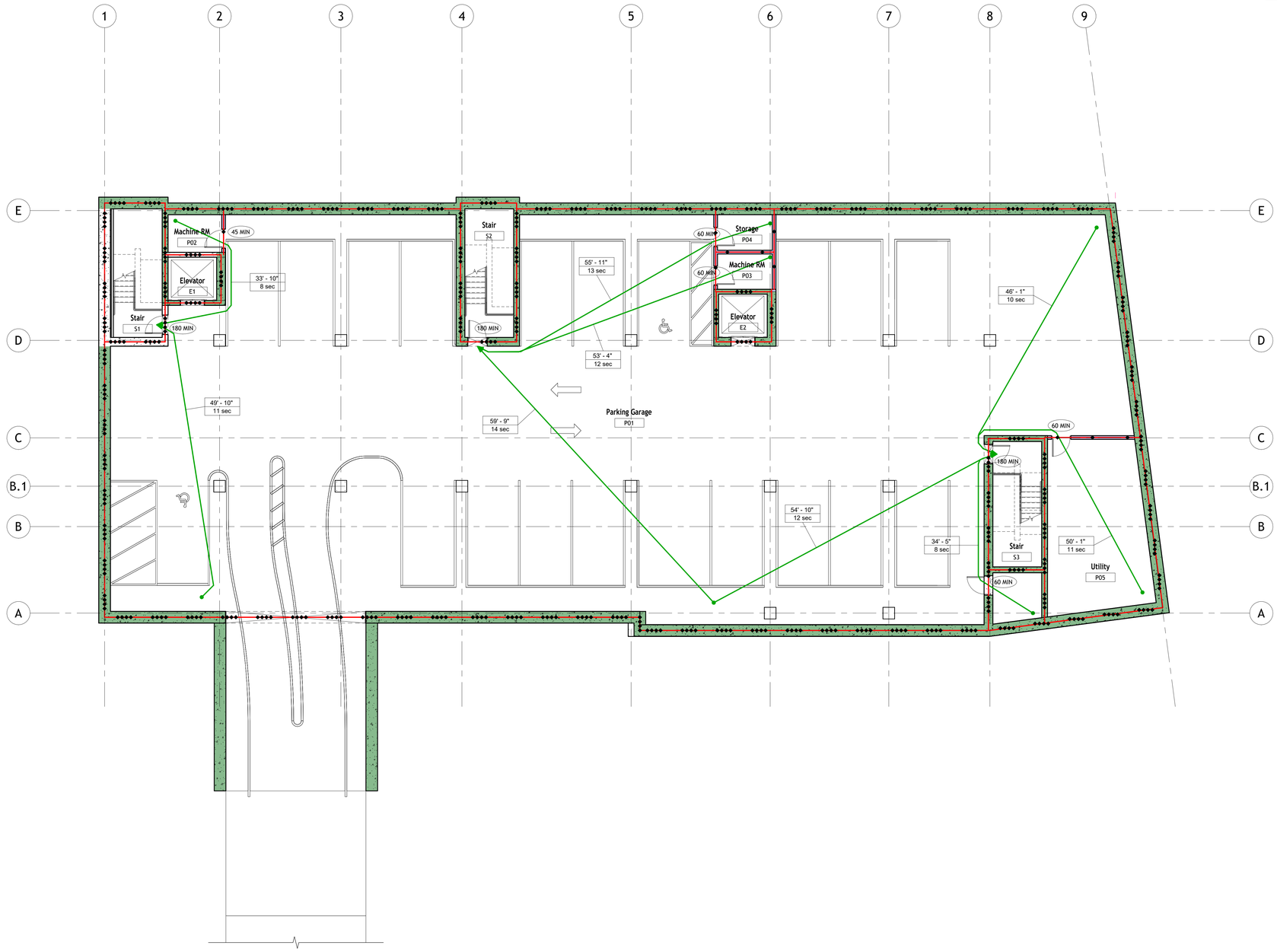

0 4' 8' 16'
0 2'
1/8" = 1'-0"

N

NOT FOR CONSTRUCTION

AUTODESK

www.autodesk.com/revit

Project Management & Architectural Modeling:

Cartesian Inverse, PA
Chicago, IL 28246

Architectural Design:

Etienne Oiseau, LLC
Detroit, MI 96435

Structural Design and Modeling:

Safe Harbor Engineering, PC
11 Eleventh Street, Suite 11
Purchasing Decisions, NO 13131-1525

MEP Design and Modeling:

Droffats Consulting Services, LLC
Los Angeles, CA 78383

Civil Engineering:

Rubicon Engineering Solutions, INC
Pittsburgh, PA 77462-5247

Landscape Architecture & Community Planning :

Dagny Taggart, LTD
Brownsville, PA 52872

Commercial Kitchen Design:

Designing Trends
103B Broadway
Knoxville, TN 36664-2084

No.	Description	Date
	Not For Construction	6/1/2023

Autodesk

Snowdon Towers

Parking Deck Life Safety Plan

Project Number	7765328-33-A
Date	6/1/2023
Drawn By	APF
Checked By	ADSK

G100

Scale	1/8" = 1'-0"

1/14/2026 11:53:36 AM

Fire Resistive Wall Legend

- One Hour Rated
- One Hour Rated, Smoke Barrier
- Two Hour Rated
- Three Hour Rated
- Four Hour Rated

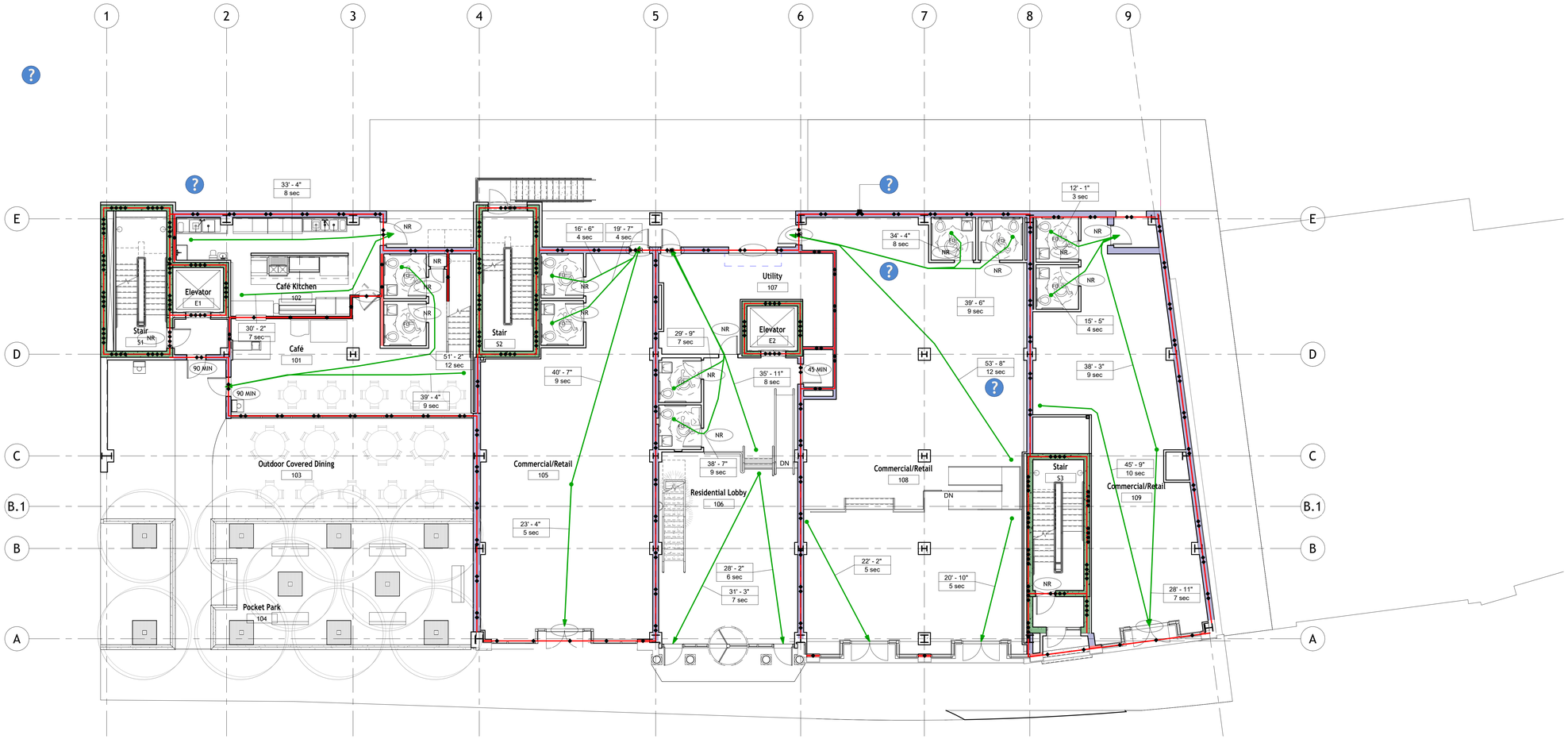

1/8" = 1'-0"

N

NOT FOR CONSTRUCTION

AUTODESK

www.autodesk.com/revit

Project Management & Architectural Modeling:

Cartesian Inverse, PA
Chicago, IL 28246

Architectural Design:

Etienne Oiseau, LLC
Detroit, MI 96435

Structural Design and Modeling:

Safe Harbor Engineering, PC
11 Eleventh Street, Suite 11
Purchasing Decisions, NO 13131-1525

MEP Design and Modeling:

Droffats Consulting Services, LLC
Los Angeles, CA 78383

Civil Engineering:

Rubicon Engineering Solutions, INC
Pittsburgh, PA 77462-5247

Landscape Architecture & Community Planning :

Dagny Taggart, LTD
Brownsville, PA 52872

Commercial Kitchen Design:

Designing Trends
103B Broadway
Knoxville, TN 36664-2084

No.	Description	Date
	Not For Construction	6/1/2023

Autodesk

Snowdon Towers

First Floor Life Safety Plan

Project Number	7765328-33-A
Date	6/1/2023
Drawn By	APF
Checked By	ADSK

G101

Scale	1/8" = 1'-0"

1/14/2026 11:53:40 AM

Fire Resistive Wall Legend

- One Hour Rated
- One Hour Rated, Smoke Barrier
- Two Hour Rated
- Three Hour Rated
- Four Hour Rated

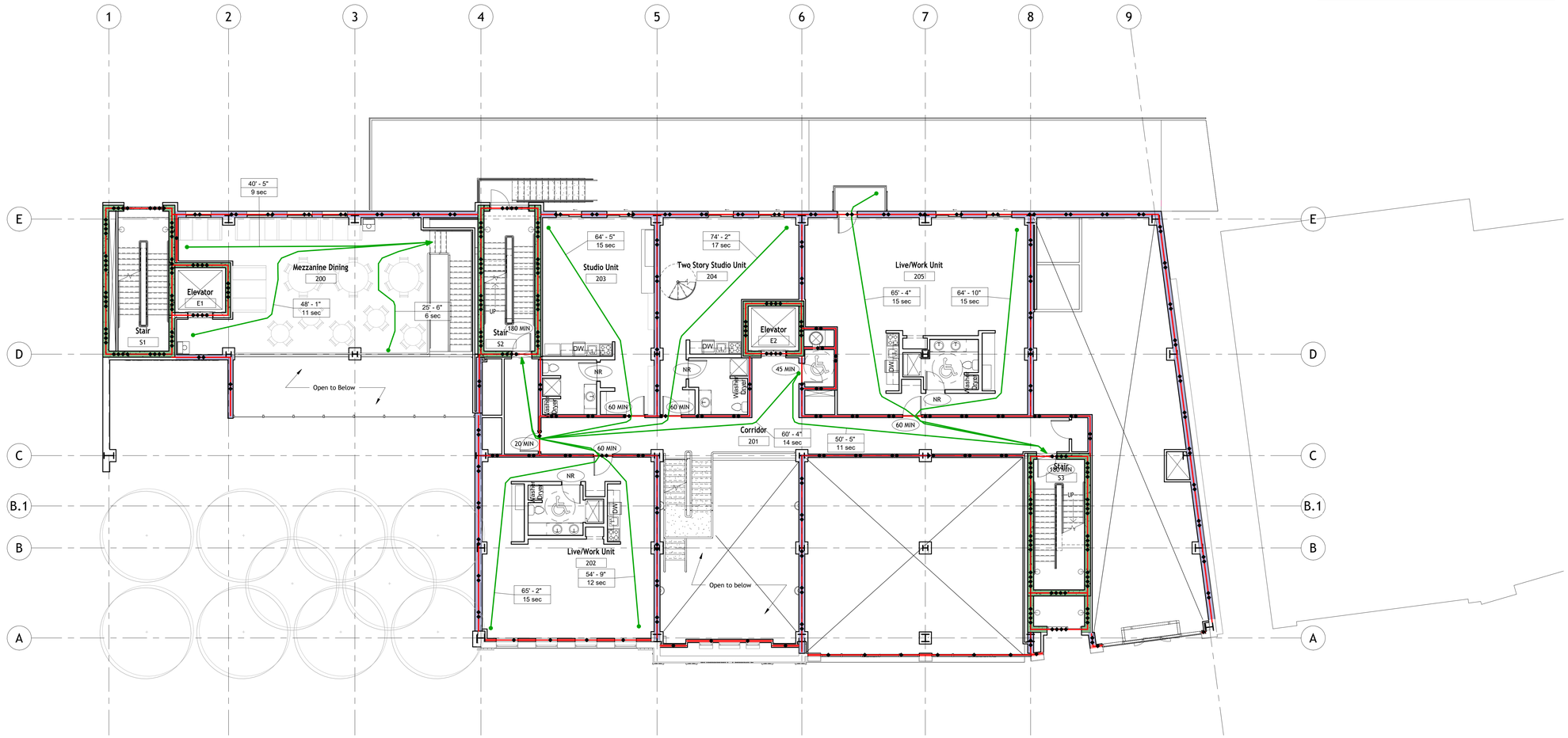

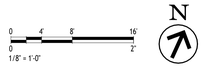

NOT FOR CONSTRUCTION

AUTODESK

www.autodesk.com/revit

Project Management & Architectural Modeling:

Cartesian Inverse, PA
Chicago, IL 28246

Architectural Design:

Etienne Oiseau, LLC
Detroit, MI 96435

Structural Design and Modeling:

Safe Harbor Engineering, PC
11 Eleventh Street, Suite 11
Purchasing Decisions, NO 13131-1525

MEP Design and Modeling:

Droffats Consulting Services, LLC
Los Angeles, CA 78383

Civil Engineering:

Rubicon Engineering Solutions, INC
Pittsburgh, PA 77462-5247

Landscape Architecture & Community Planning :

Dagny Taggart, LTD
Brownsville, PA 52872

Commercial Kitchen Design:

Designing Trends
103B Broadway
Knoxville, TN 36664-2084

No.	Description	Date
	Not For Construction	6/1/2023

Autodesk

Snowdon Towers

Second Floor Life Safety Plan

Project Number	7765328-33-A
Date	6/1/2023
Drawn By	APF
Checked By	ADSK

G102

Scale	1/8" = 1'-0"

1/14/2026 11:53:43 AM

Fire Resistive Wall Legend

- One Hour Rated
- One Hour Rated, Smoke Barrier
- Two Hour Rated
- Three Hour Rated
- Four Hour Rated

0 4' 8' 16'
0 2'
1/8" = 1'-0"

N

NOT FOR CONSTRUCTION

AUTODESK

www.autodesk.com/revit

Project Management & Architectural Modeling:

Cartesian Inverse, PA
Chicago, IL 28246

Architectural Design:

Etienne Oiseau, LLC
Detroit, MI 96435

Structural Design and Modeling:

Safe Harbor Engineering, PC
11 Eleventh Street, Suite 11
Purchasing Decisions, NO 13131-1525

MEP Design and Modeling:

Droffats Consulting Services, LLC
Los Angeles, CA 78383

Civil Engineering:

Rubicon Engineering Solutions, INC
Pittsburgh, PA 77462-5247

Landscape Architecture & Community Planning :

Dagny Taggart, LTD
Brownsville, PA 52872

Commercial Kitchen Design:

Designing Trends
103B Broadway
Knoxville, TN 36664-2084

No.	Description	Date
	Not For Construction	6/1/2023

Autodesk

Snowdon Towers

Third Floor Life Safety Plan

Project Number	7765328-33-A
Date	6/1/2023
Drawn By	APF
Checked By	ADSK

G103

Scale	1/8" = 1'-0"

1/14/2026 11:53:46 AM

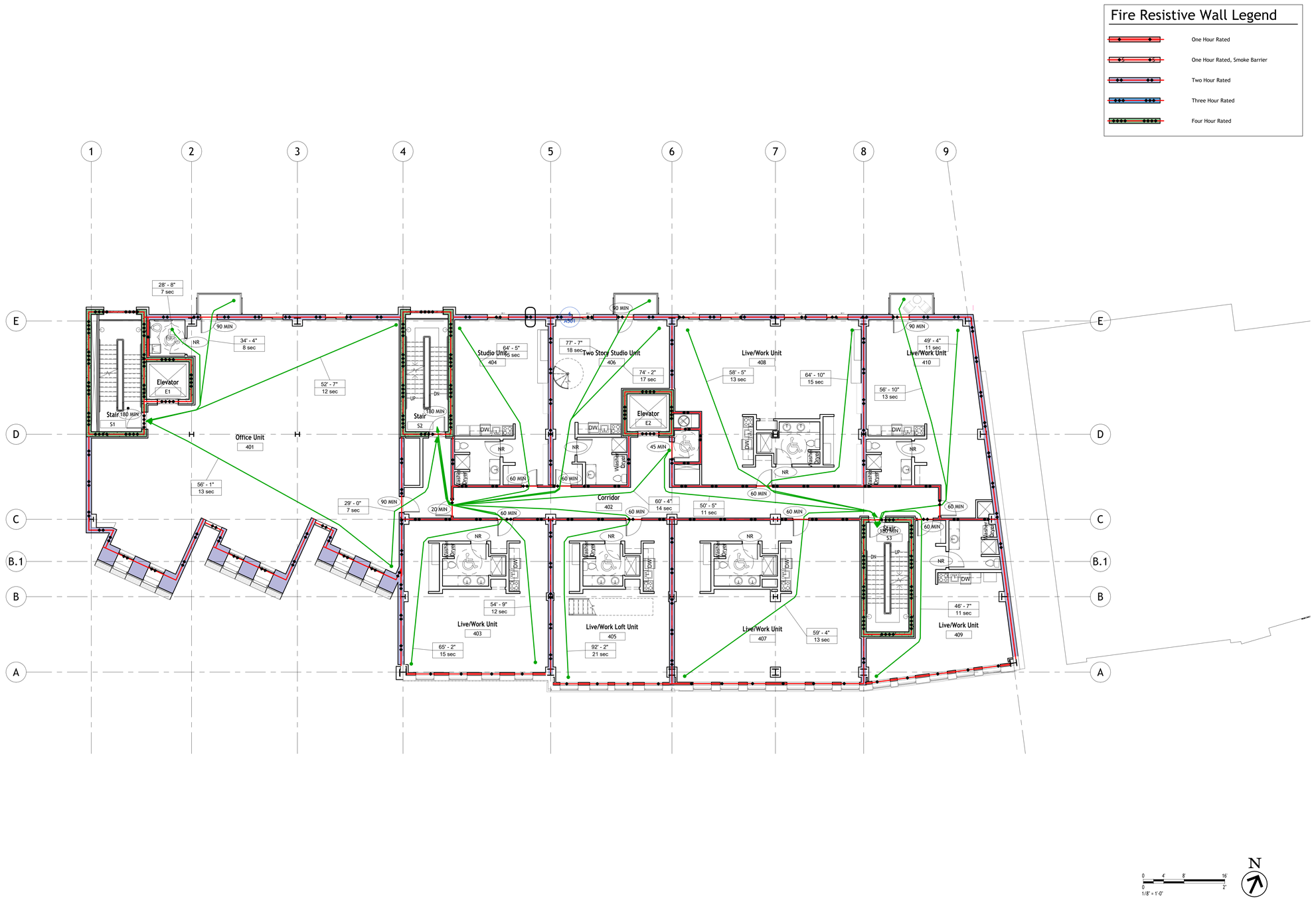

NOT FOR CONSTRUCTION

AUTODESK

www.autodesk.com/revit

Project Management & Architectural Modeling:

Cartesian Inverse, PA
Chicago, IL 28246

Architectural Design:

Etienne Oiseau, LLC
Detroit, MI 96435

Structural Design and Modeling:

Safe Harbor Engineering, PC
11 Eleventh Street, Suite 11
Purchasing Decisions, NO 13131-1525

MEP Design and Modeling:

Droffats Consulting Services, LLC
Los Angeles, CA 78383

Civil Engineering:

Rubicon Engineering Solutions, INC
Pittsburgh, PA 77462-5247

Landscape Architecture & Community Planning :

Dagny Taggart, LTD
Brownsville, PA 52872

Commercial Kitchen Design:

Designing Trends
103B Broadway
Knoxville, TN 36664-2084

No.	Description	Date
	Not For Construction	6/1/2023

Autodesk

Snowdon Towers

Fourth Floor Life Safety Plan

Project Number	7765328-33-A
Date	6/1/2023
Drawn By	APF
Checked By	ADSK

G104

Scale	1/8" = 1'-0"

1/14/2026 11:53:49 AM

Fire Resistive Wall Legend

- One Hour Rated
- One Hour Rated, Smoke Barrier
- Two Hour Rated
- Three Hour Rated
- Four Hour Rated

0 4' 8' 16'
0 2'
1/8" = 1'-0"

N

NOT FOR CONSTRUCTION

AUTODESK

www.autodesk.com/revit

Project Management & Architectural Modeling:

Cartesian Inverse, PA
Chicago, IL 28246

Architectural Design:

Etienne Oiseau, LLC
Detroit, MI 96435

Structural Design and Modeling:

Safe Harbor Engineering, PC
11 Eleventh Street, Suite 11
Purchasing Decisions, NO 13131-1525

MEP Design and Modeling:

Droffats Consulting Services, LLC
Los Angeles, CA 78383

Civil Engineering:

Rubicon Engineering Solutions, INC
Pittsburgh, PA 77462-5247

Landscape Architecture & Community Planning :

Dagny Taggart, LTD
Brownsville, PA 52872

Commercial Kitchen Design:

Designing Trends
103B Broadway
Knoxville, TN 36664-2084

No.	Description	Date
	Not For Construction	6/1/2023

Autodesk

Snowdon Towers

Fifth Floor Life Safety Plan

Project Number	7765328-33-A
Date	6/1/2023
Drawn By	APF
Checked By	ADSK

G105

Scale	1/8" = 1'-0"

1/14/2026 11:53:54 AM

Fire Resistive Wall Legend

- One Hour Rated
- One Hour Rated, Smoke Barrier
- Two Hour Rated
- Three Hour Rated
- Four Hour Rated

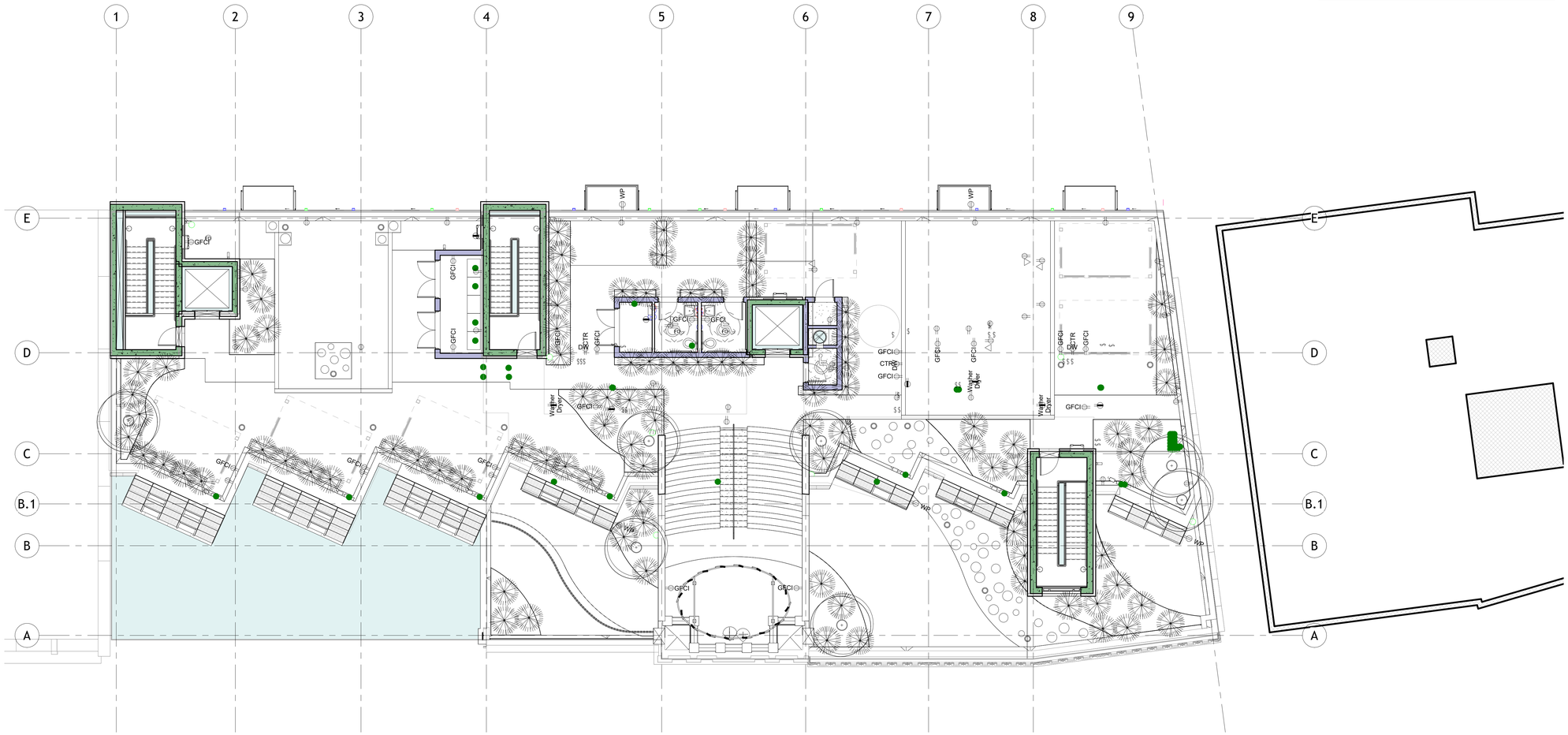

1/8" = 1'-0"

N

NOT FOR CONSTRUCTION

AUTODESK

www.autodesk.com/revit

Project Management & Architectural Modeling:

Cartesian Inverse, PA
Chicago, IL 28246

Architectural Design:

Etienne Oiseau, LLC
Detroit, MI 96435

Structural Design and Modeling:

Safe Harbor Engineering, PC
11 Eleventh Street, Suite 11
Purchasing Decisions, NO 13131-1525

MEP Design and Modeling:

Droffats Consulting Services, LLC
Los Angeles, CA 78383

Civil Engineering:

Rubicon Engineering Solutions, INC
Pittsburgh, PA 77462-5247

Landscape Architecture & Community Planning :

Dagny Taggart, LTD
Brownsville, PA 52872

Commercial Kitchen Design:

Designing Trends
103B Broadway
Knoxville, TN 36664-2084

No.	Description	Date
	Not For Construction	6/1/2023

Autodesk

Snowdon Towers

Roof Plan Life Safety Plan

Project Number	7765328-33-A
Date	6/1/2023
Drawn By	APF
Checked By	ADSK

G106

Scale	1/8" = 1'-0"

1/14/2026 11:54:01 AM

AUTODESK

www.autodesk.com/revit

Project Management & Architectural Modeling:

Cartesian Inverse, PA
Chicago, IL 28246

Architectural Design:

Etienne Oiseau, LLC
Detroit, MI 96435

Structural Design and Modeling:

Safe Harbor Engineering, PC
11 Eleventh Street, Suite 11
Purchasing Decisions, NO 13131-1525

MEP Design and Modeling:

Droffats Consulting Services, LLC
Los Angeles, CA 78383

Civil Engineering:

Rubicon Engineering Solutions, INC
Pittsburgh, PA 77462-5247

Landscape Architecture & Community Planning :

Dagny Taggart, LTD
Brownsville, PA 52872

Commercial Kitchen Design:

Designing Trends
103B Broadway
Knoxville, TN 36664-2084

No.	Description	Date
	Not For Construction	6/1/2023

Autodesk

Snowdon Towers

Site Plan

Project Number	7765328-33-A
Date	6/1/2023
Drawn By	APF
Checked By	ADSK

C101

Scale	1" = 20'-0"

1/14/2026 11:54:17 AM

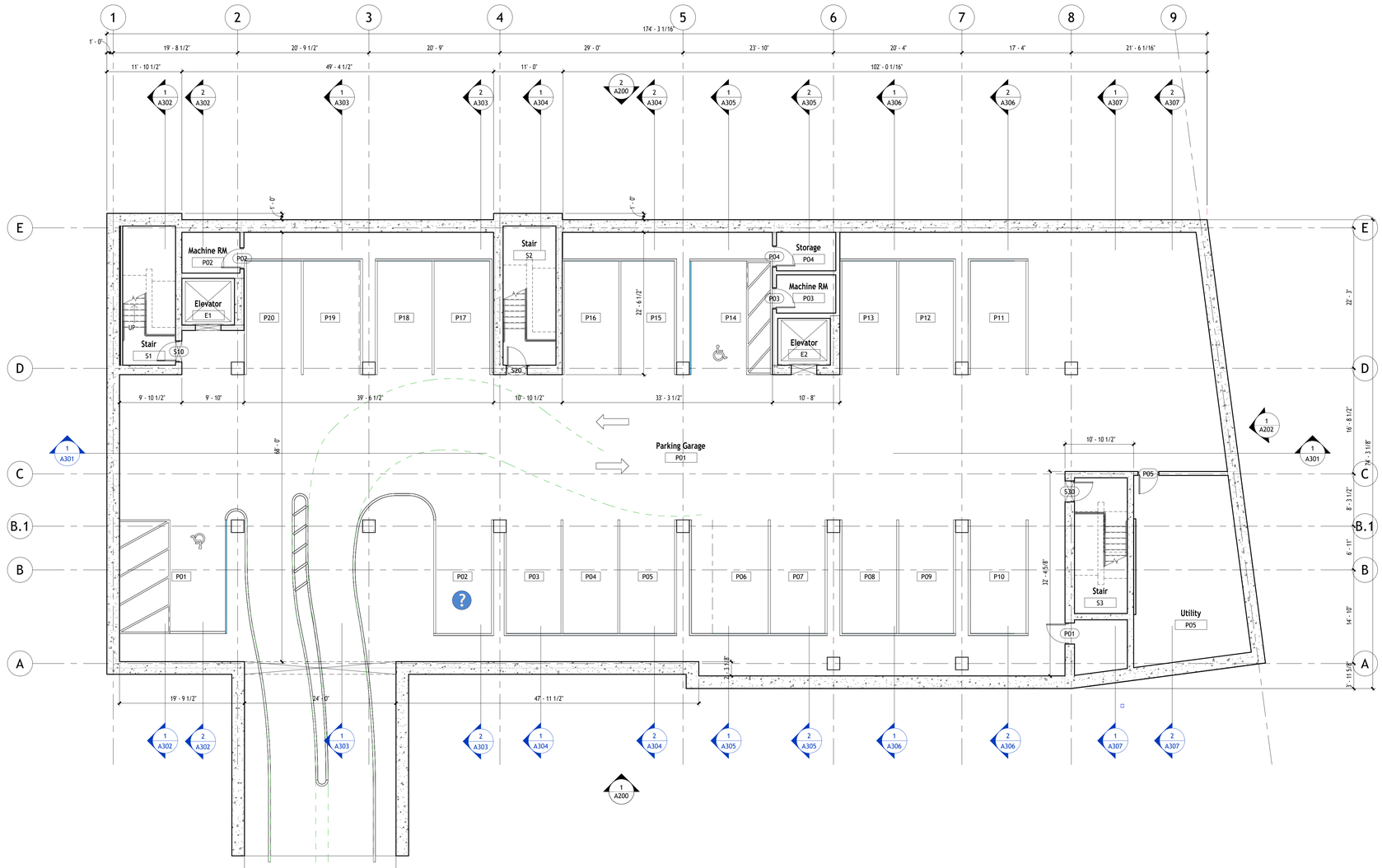

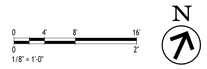

NOT FOR CONSTRUCTION

Parking Schedule

Type Mark	Description	Count	Comments
Parking			
P90	9' x 18' - 90 deg	18	
PA90	9' x 18' (4' Aisle)	1	
PAW90	9' x 18' (8' Aisle)	1	
Grand total: 20			

AUTODESK

www.autodesk.com/revit

Project Management & Architectural Modeling:

Cartesian Inverse, PA
Chicago, IL 28246

Architectural Design:

Etienne Oiseau, LLC
Detroit, MI 96435

Structural Design and Modeling:

Safe Harbor Engineering, PC
11 Eleventh Street, Suite 11
Purchasing Decisions, NO 13131-1525

MEP Design and Modeling:

Droffats Consulting Services, LLC
Los Angeles, CA 78383

Civil Engineering:

Rubicon Engineering Solutions, INC
Pittsburgh, PA 77462-5247

Landscape Architecture & Community Planning :

Dagny Taggart, LTD
Brownsville, PA 52872

Commercial Kitchen Design:

Designing Trends
103B Broadway
Knoxville, TN 36664-2084

No.	Description	Date
	Not For Construction	6/1/2023

Autodesk

Snowdon Towers

Parking Deck Floor Plan

Project Number	7765328-33-A
Date	6/1/2023
Drawn By	APF
Checked By	ADSK

A100

Scale 1/8" = 1'-0"

1/14/2026 11:54:20 AM

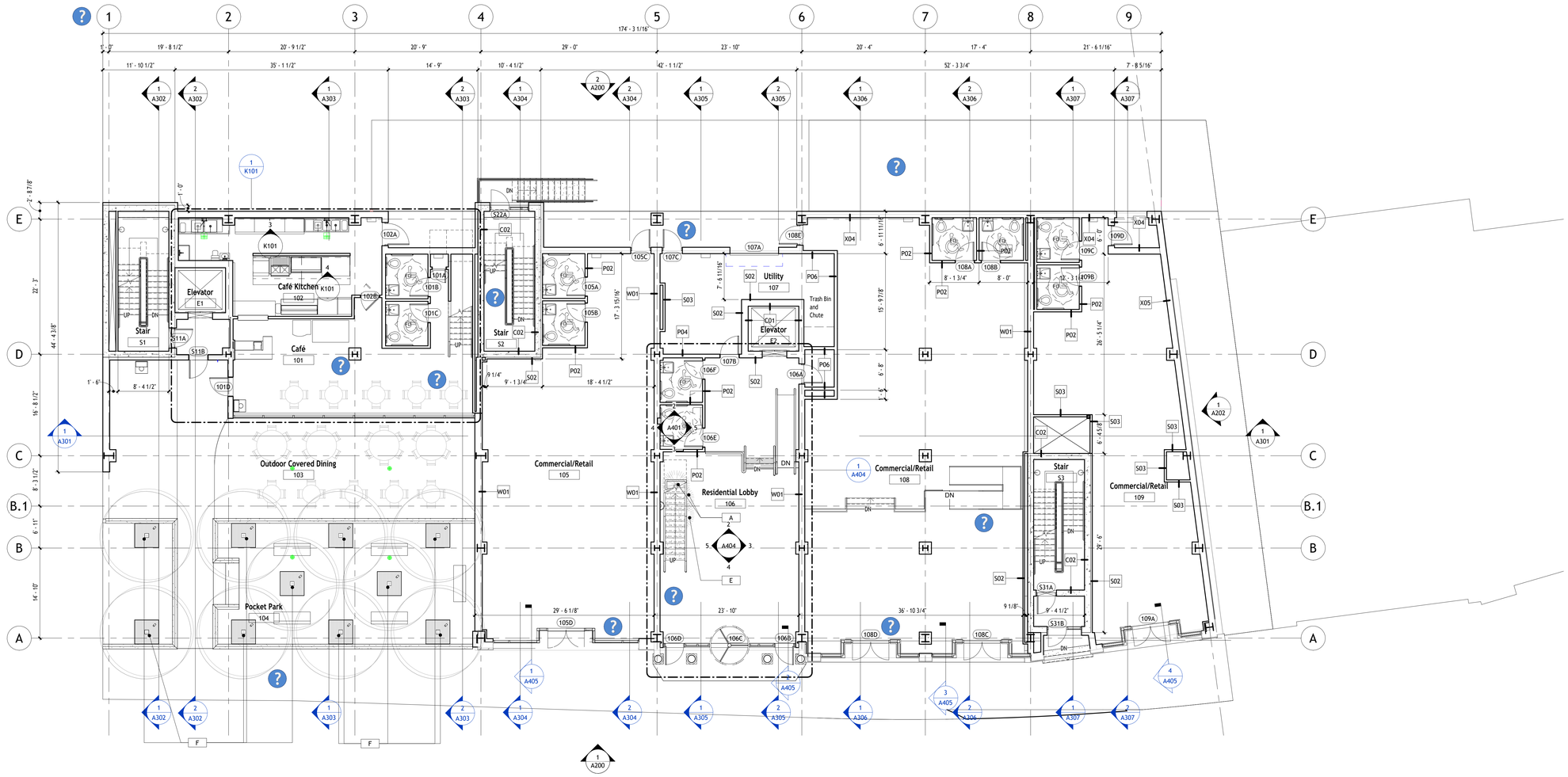

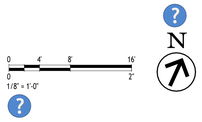

NOT FOR CONSTRUCTION

Planting Schedule

Type Mark	Type	Count	Level	Family Thumbnail
RPC Shrub				
A	Hydrangea 3'-9"	2	L1 - Block 37	
E	Century 1'-10"	1	L1 - Block 37	
Tree - Honey-Locust				
F	15' Canopy	10	L1 - Block 35	
Grand total: 13				

AUTODESK

www.autodesk.com/revit

Project Management & Architectural Modeling:

Cartesian Inverse, PA
Chicago, IL 28246

Architectural Design:

Etienne Oiseau, LLC
Detroit, MI 96435

Structural Design and Modeling:

Safe Harbor Engineering, PC
11 Eleventh Street, Suite 11
Purchasing Decisions, NO 13131-1525

MEP Design and Modeling:

Droffats Consulting Services, LLC
Los Angeles, CA 78383

Civil Engineering:

Rubicon Engineering Solutions, INC
Pittsburgh, PA 77462-5247

Landscape Architecture & Community Planning :

Dagny Taggart, LTD
Brownsville, PA 52872

Commercial Kitchen Design:

Designing Trends
103B Broadway
Knoxville, TN 36664-2084

No.	Description	Date
	Not For Construction	6/1/2023

Autodesk

Snowdon Towers

First Floor Plan

Project Number	7765328-33-A
Date	6/1/2023
Drawn By	APF
Checked By	ADSK

A101

Scale	1/8" = 1'-0"

1/14/2026 11:54:25 AM

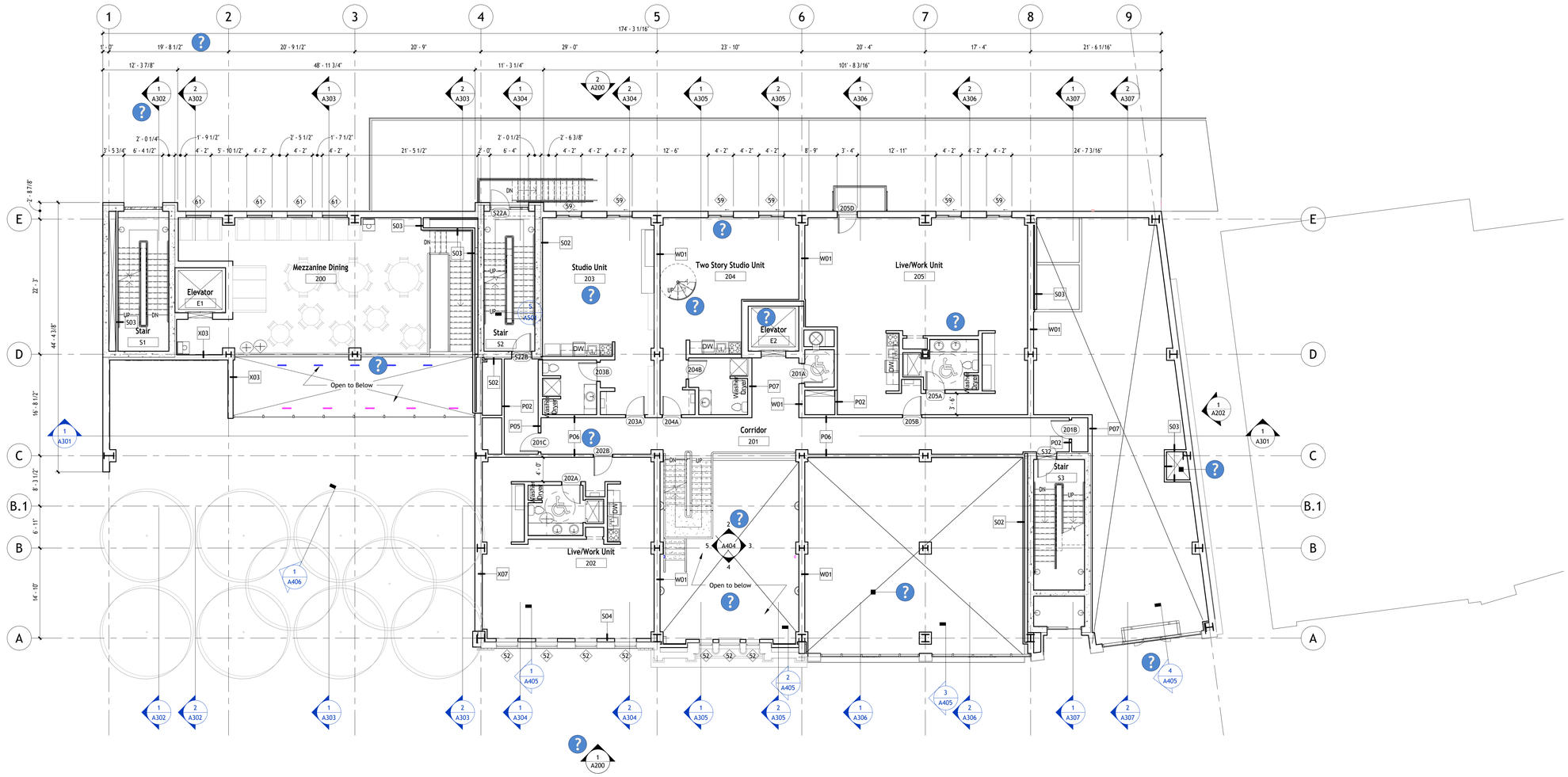

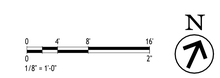

NOT FOR CONSTRUCTION

AUTODESK

www.autodesk.com/revit

Project Management & Architectural Modeling:

Cartesian Inverse, PA
Chicago, IL 28246

Architectural Design:

Etienne Oiseau, LLC
Detroit, MI 96435

Structural Design and Modeling:

Safe Harbor Engineering, PC
11 Eleventh Street, Suite 11
Purchasing Decisions, NO 13131-1525

MEP Design and Modeling:

Droffats Consulting Services, LLC
Los Angeles, CA 78383

Civil Engineering:

Rubicon Engineering Solutions, INC
Pittsburgh, PA 77462-5247

Landscape Architecture & Community Planning :

Dagny Taggart, LTD
Brownsville, PA 52872

Commercial Kitchen Design:

Designing Trends
103B Broadway
Knoxville, TN 36664-2084

No.	Description	Date
	Not For Construction	6/1/2023

Autodesk

Snowdon Towers

Second Floor Plan

Project Number	7765328-33-A
Date	6/1/2023
Drawn By	APF
Checked By	ADSK

A102

Scale	1/8" = 1'-0"

1/14/2026 11:54:29 AM

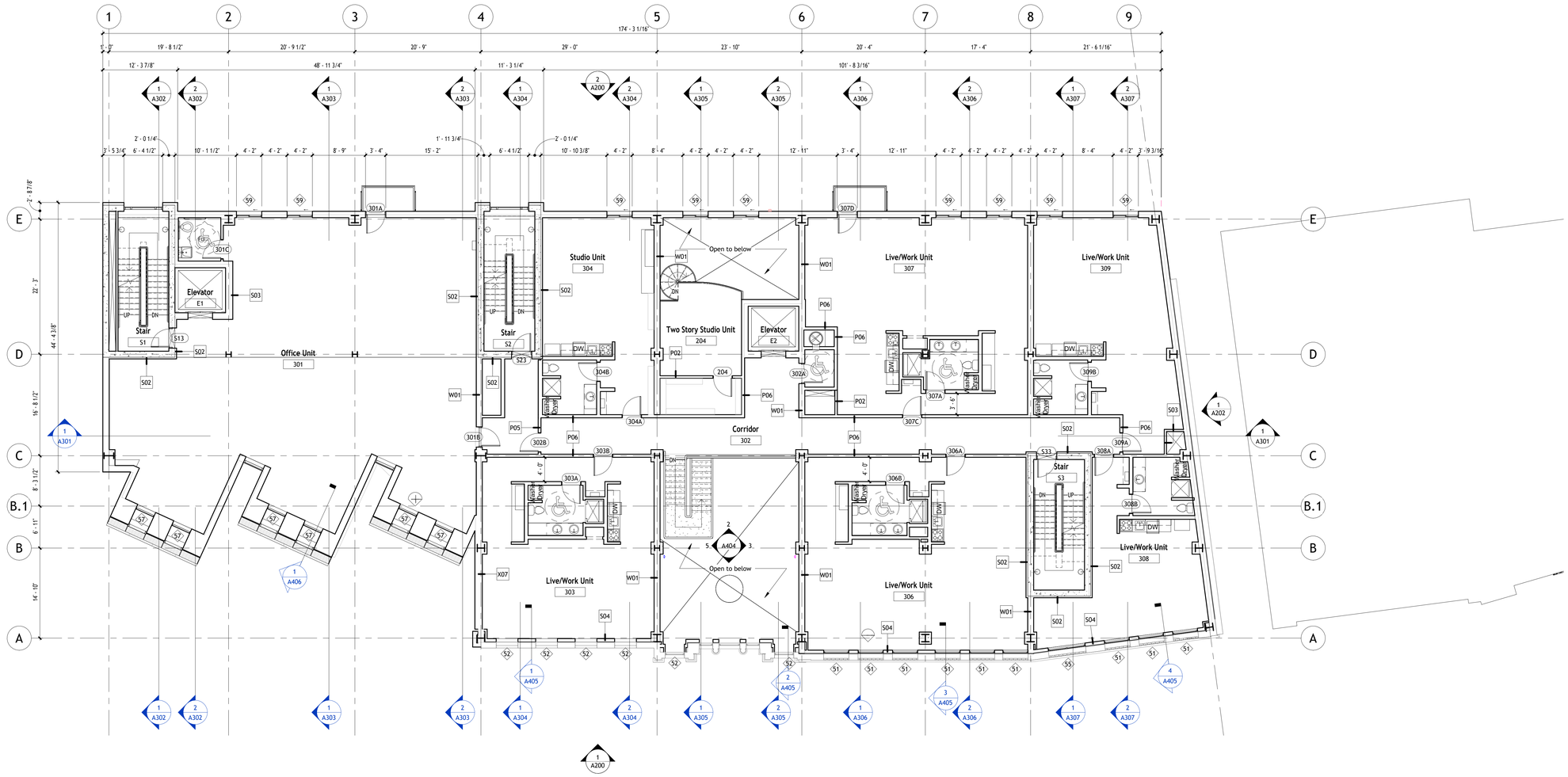

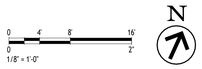

NOT FOR CONSTRUCTION

AUTODESK

www.autodesk.com/revit

Project Management & Architectural Modeling:

Cartesian Inverse, PA
Chicago, IL 28246

Architectural Design:

Etienne Oiseau, LLC
Detroit, MI 96435

Structural Design and Modeling:

Safe Harbor Engineering, PC
11 Eleventh Street, Suite 11
Purchasing Decisions, NO 13131-1525

MEP Design and Modeling:

Droffats Consulting Services, LLC
Los Angeles, CA 78383

Civil Engineering:

Rubicon Engineering Solutions, INC
Pittsburgh, PA 77462-5247

Landscape Architecture & Community Planning :

Dagny Taggart, LTD
Brownsville, PA 52872

Commercial Kitchen Design:

Designing Trends
103B Broadway
Knoxville, TN 36664-2084

No.	Description	Date
	Not For Construction	6/1/2023

Autodesk

Snowdon Towers

Third Floor Plan

Project Number	7765328-33-A
Date	6/1/2023
Drawn By	APF
Checked By	ADSK

A103

Scale	1/8" = 1'-0"

1/14/2026 11:54:32 AM

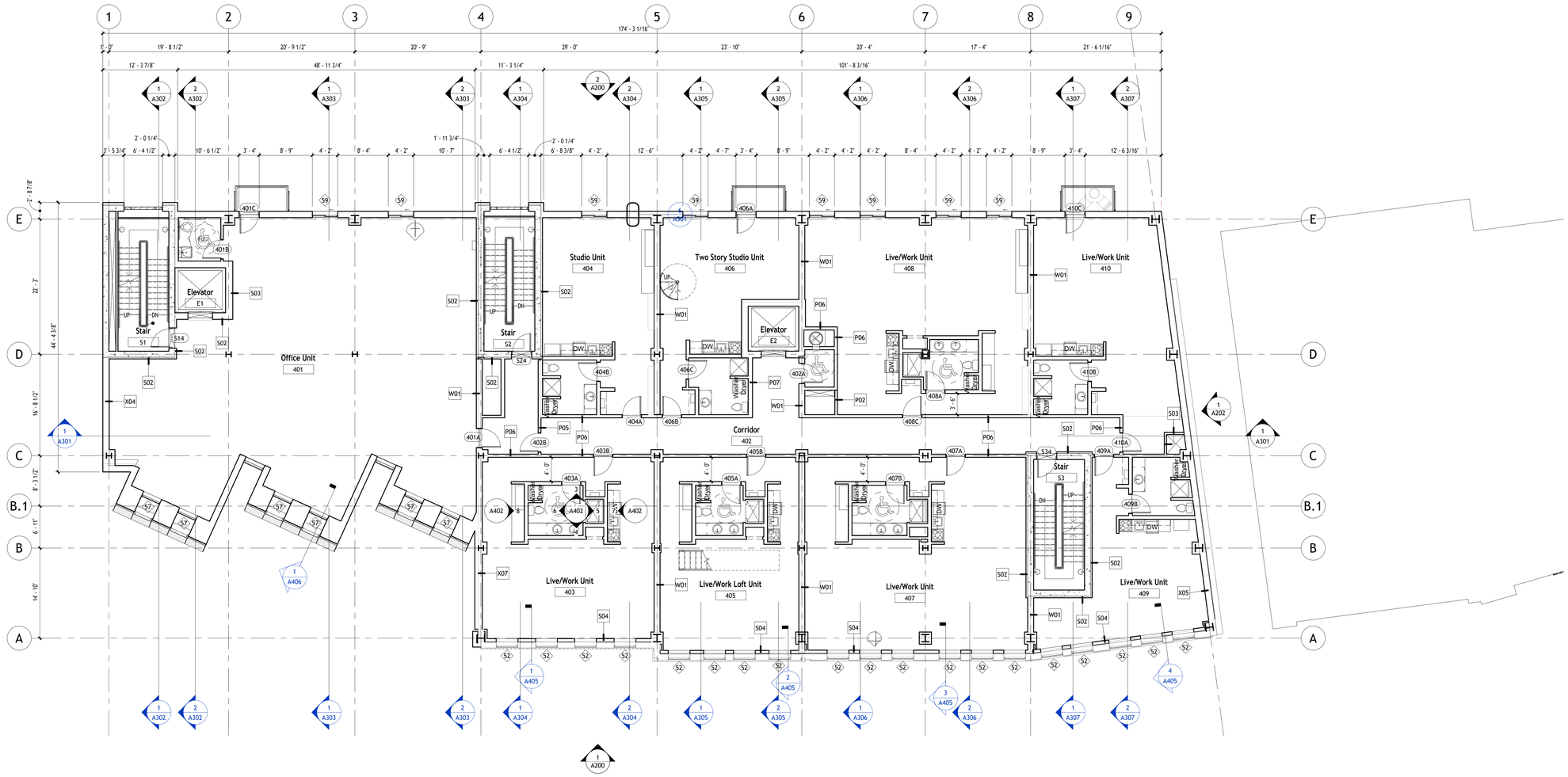

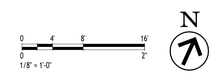

NOT FOR CONSTRUCTION

AUTODESK

www.autodesk.com/revit

Project Management & Architectural Modeling:

Cartesian Inverse, PA
Chicago, IL 28246

Architectural Design:

Etienne Oiseau, LLC
Detroit, MI 96435

Structural Design and Modeling:

Safe Harbor Engineering, PC
11 Eleventh Street, Suite 11
Purchasing Decisions, NO 13131-1525

MEP Design and Modeling:

Droffats Consulting Services, LLC
Los Angeles, CA 78383

Civil Engineering:

Rubicon Engineering Solutions, INC
Pittsburgh, PA 77462-5247

Landscape Architecture & Community Planning :

Dagny Taggart, LTD
Brownsville, PA 52872

Commercial Kitchen Design:

Designing Trends
103B Broadway
Knoxville, TN 36664-2084

No.	Description	Date
	Not For Construction	6/1/2023

Autodesk

Snowdon Towers

Fourth Floor Plan

Project Number	7765328-33-A
Date	6/1/2023
Drawn By	APF
Checked By	ADSK

A104

Scale 1/8" = 1'-0"

1/14/2026 11:54:35 AM

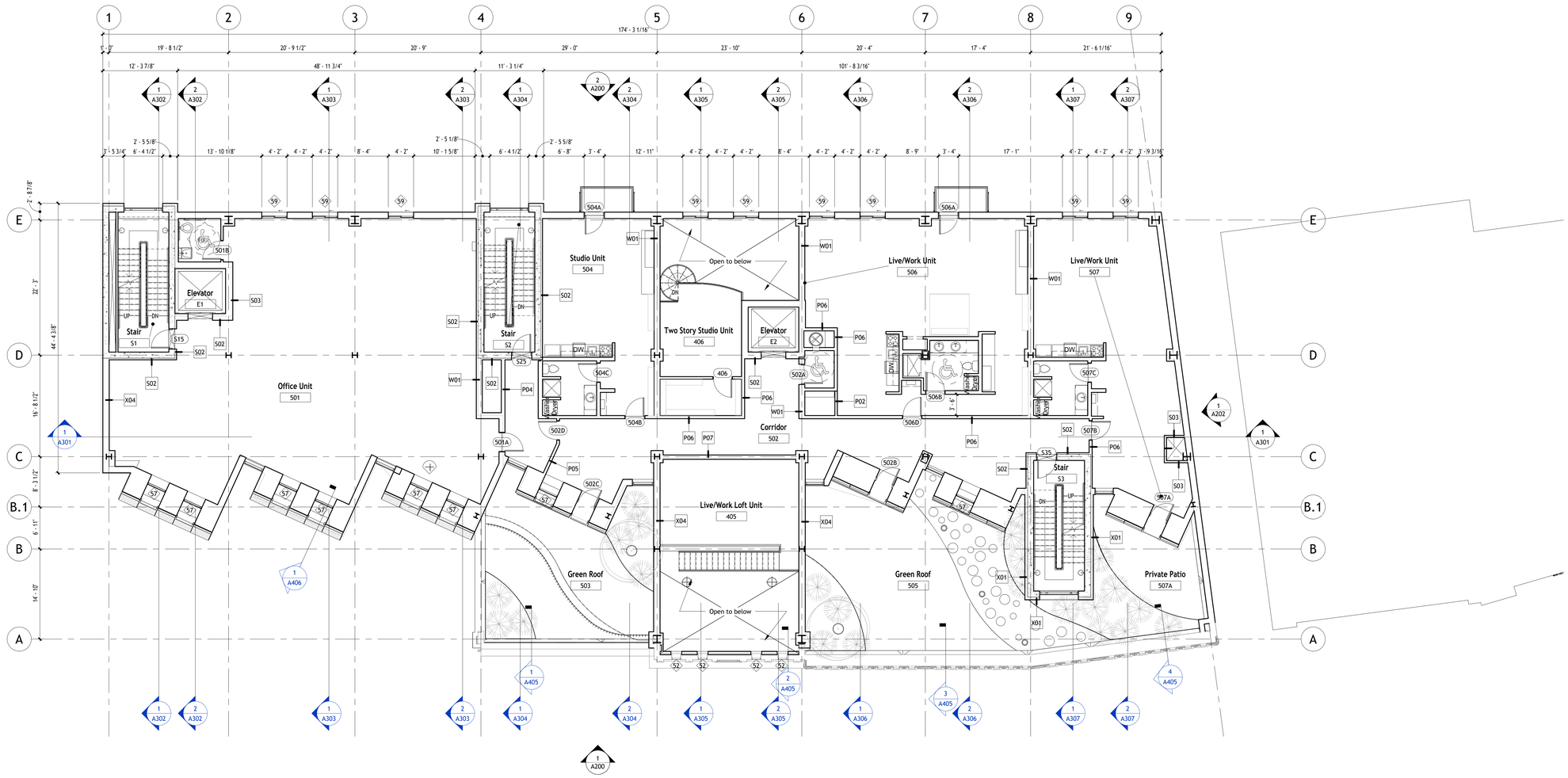

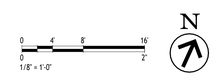

NOT FOR CONSTRUCTION

AUTODESK

www.autodesk.com/revit

Project Management & Architectural Modeling:

Cartesian Inverse, PA
Chicago, IL 28246

Architectural Design:

Etienne Oiseau, LLC
Detroit, MI 96435

Structural Design and Modeling:

Safe Harbor Engineering, PC
11 Eleventh Street, Suite 11
Purchasing Decisions, NO 13131-1525

MEP Design and Modeling:

Droffats Consulting Services, LLC
Los Angeles, CA 78383

Civil Engineering:

Rubicon Engineering Solutions, INC
Pittsburgh, PA 77462-5247

Landscape Architecture & Community Planning :

Dagny Taggart, LTD
Brownsville, PA 52872

Commercial Kitchen Design:

Designing Trends
103B Broadway
Knoxville, TN 36664-2084

No.	Description	Date
	Not For Construction	6/1/2023

Autodesk

Snowdon Towers

Fifth Floor Plan

Project Number	7765328-33-A
Date	6/1/2023
Drawn By	APF
Checked By	ADSK

A105

Scale	1/8" = 1'-0"

1/14/2026 11:54:39 AM

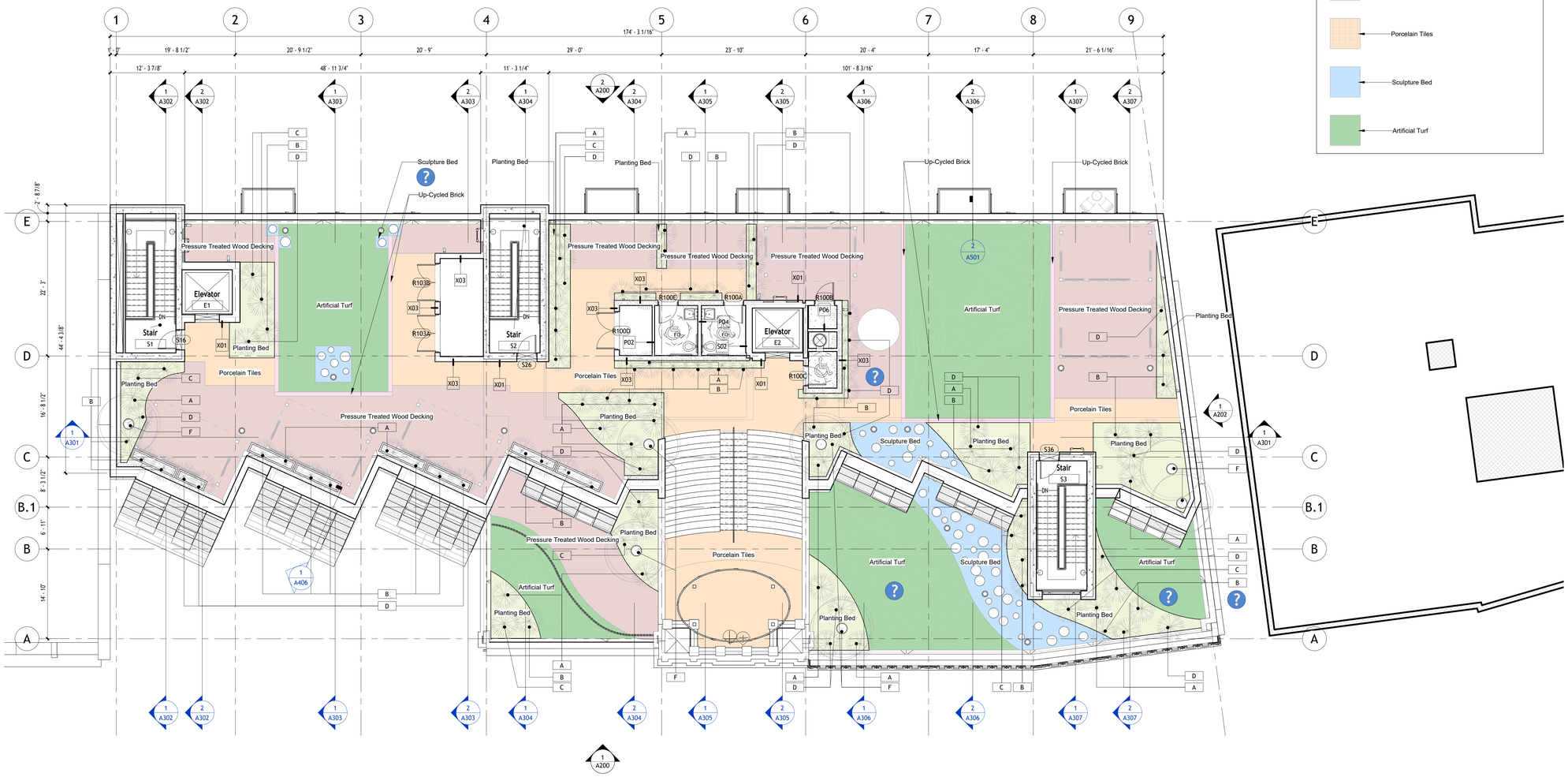

Planting Schedule

Type Mark	Type	Count	Level	Family Thumbnail
RPC Shrub				
A	Hydrangea 3'-9"	6	L5	
A	Hydrangea 3'-9"	19	Green Roof Hardscape	
B	Lupin 3'-10"	6	L5	
B	Lupin 3'-10"	31	Green Roof Hardscape	
C	Prairie Dropseed 5'-0"	6	L5	

Planting Schedule

Type Mark	Type	Count	Level	Family Thumbnail
C	Prairie Dropseed 5'-0"	4	Green Roof Hardscape	
D	Switchgrass 4'-6"	5	L5	
D	Switchgrass 4'-6"	20	Green Roof Hardscape	
Tree - Honey-Locust				
F	15' Canopy	2	L5	
F	15' Canopy	5	R2	
Grand total: 104				

NOT FOR CONSTRUCTION

AUTODESK

www.autodesk.com/revit

Project Management & Architectural Modeling:

Cartesian Inverse, PA
Chicago, IL 28246

Architectural Design:

Etienne Oiseau, LLC
Detroit, MI 96435

Structural Design and Modeling:

Safe Harbor Engineering, PC
11 Eleventh Street, Suite 11
Purchasing Decisions, NO 13131-1525

MEP Design and Modeling:

Droffats Consulting Services, LLC
Los Angeles, CA 78383

Civil Engineering:

Rubicon Engineering Solutions, INC
Pittsburgh, PA 77462-5247

Landscape Architecture & Community Planning :

Dagny Taggart, LTD
Brownsville, PA 52872

Commercial Kitchen Design:

Designing Trends
103B Broadway
Knoxville, TN 36664-2084

No.	Description	Date
	Not For Construction	6/1/2023

Autodesk

Snowdon Towers

Green Roof

Project Number	7765328-33-A
Date	6/1/2023
Drawn By	APF
Checked By	ADSK

A106

Scale 1/8" = 1'-0"

1/14/2026 11:54:46 AM

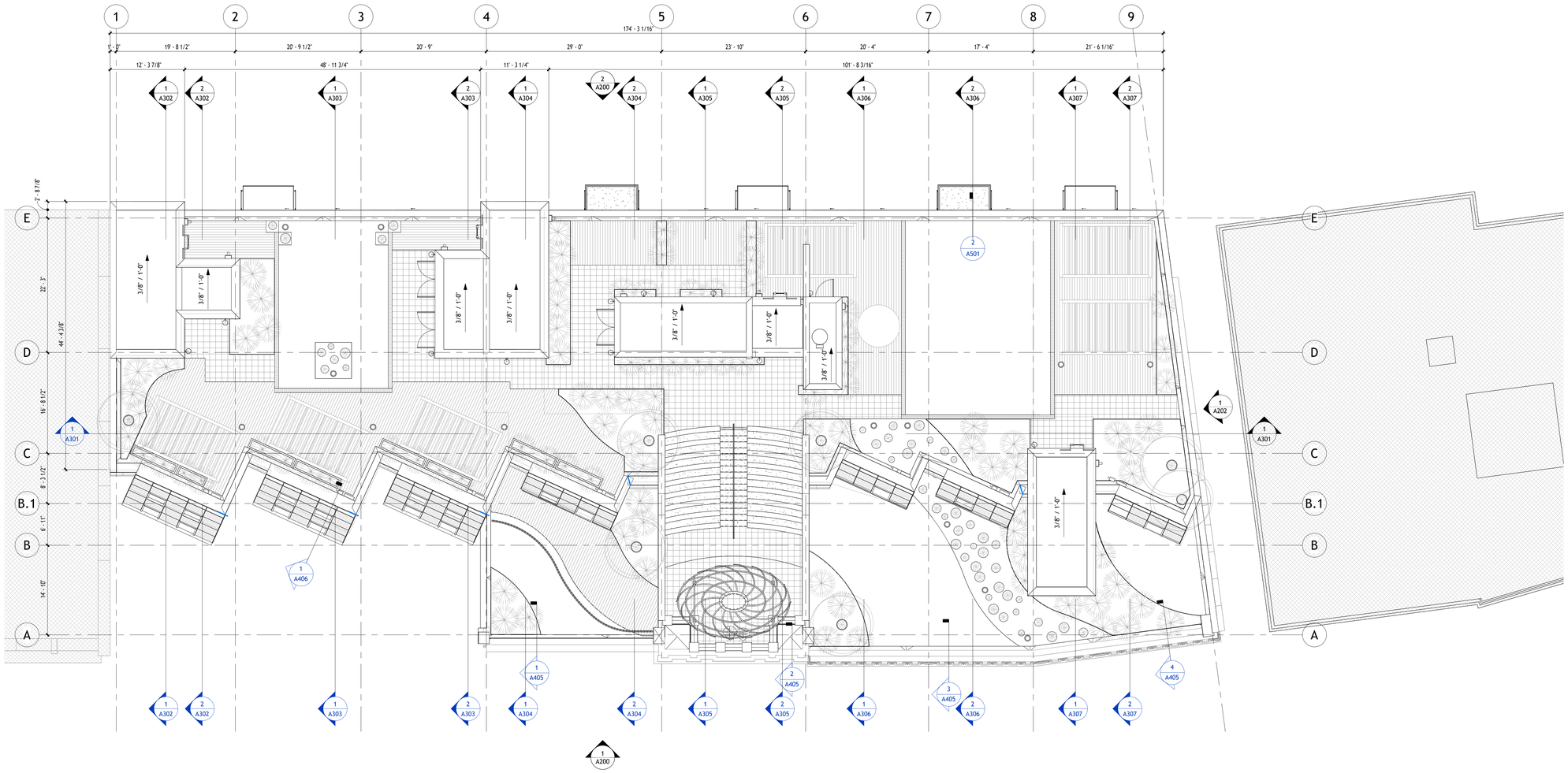

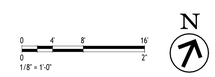

NOT FOR CONSTRUCTION

AUTODESK

www.autodesk.com/revit

Project Management & Architectural Modeling:

Cartesian Inverse, PA
Chicago, IL 28246

Architectural Design:

Etienne Oiseau, LLC
Detroit, MI 96435

Structural Design and Modeling:

Safe Harbor Engineering, PC
11 Eleventh Street, Suite 11
Purchasing Decisions, NO 13131-1525

MEP Design and Modeling:

Droffats Consulting Services, LLC
Los Angeles, CA 78383

Civil Engineering:

Rubicon Engineering Solutions, INC
Pittsburgh, PA 77462-5247

Landscape Architecture & Community Planning :

Dagny Taggart, LTD
Brownsville, PA 52872

Commercial Kitchen Design:

Designing Trends
103B Broadway
Knoxville, TN 36664-2084

No.	Description	Date
	Not For Construction	6/1/2023

Autodesk

Snowdon Towers

Roof Plan

Project Number	7765328-33-A
Date	6/1/2023
Drawn By	APF
Checked By	ADSK

A107

Scale	1/8" = 1'-0"

1/14/2026 11:54:52 AM

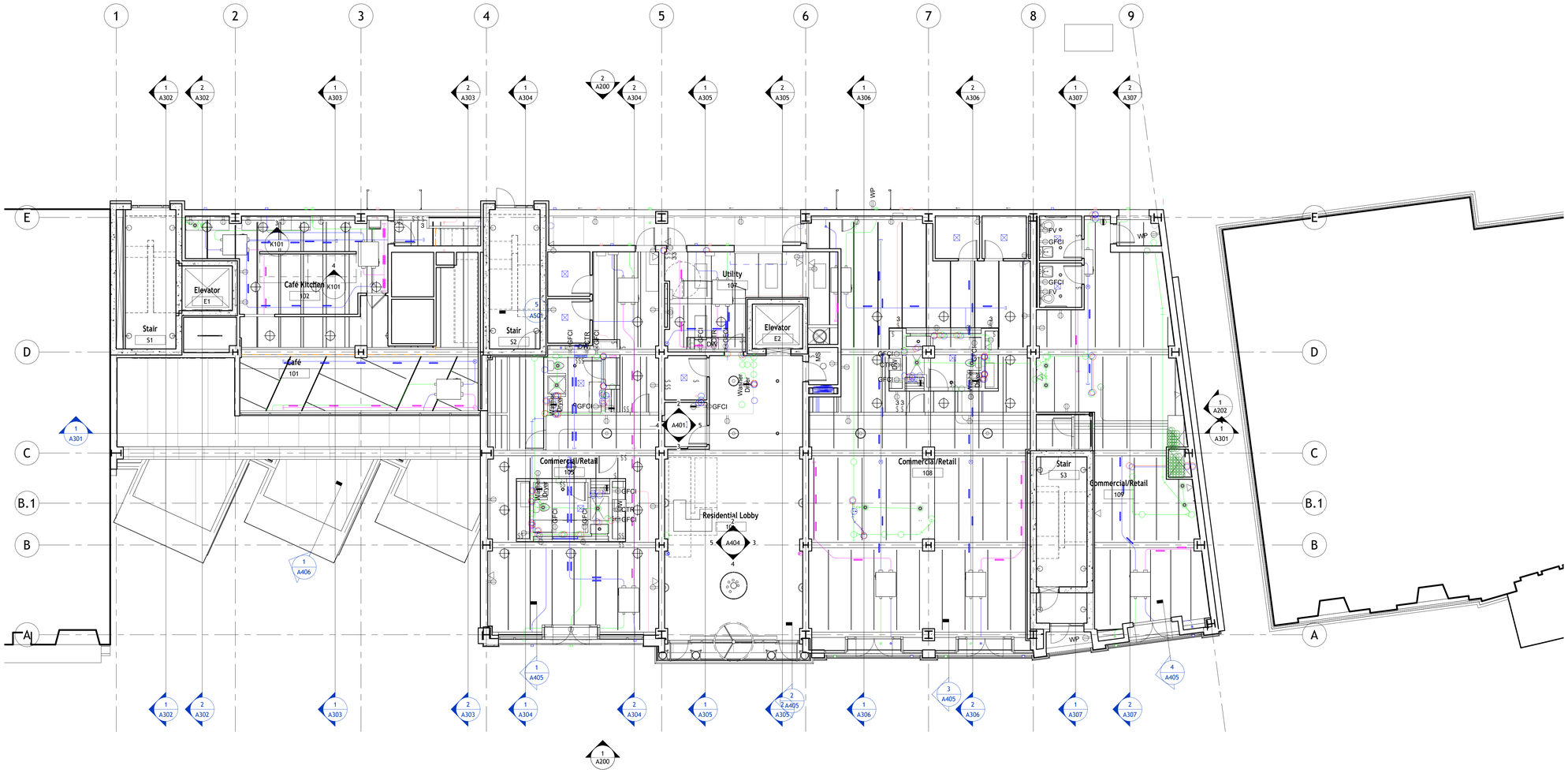

NOT FOR CONSTRUCTION

AUTODESK

www.autodesk.com/revit

Project Management & Architectural Modeling:

Cartesian Inverse, PA
Chicago, IL 28246

Architectural Design:

Etienne Oiseau, LLC
Detroit, MI 96435

Structural Design and Modeling:

Safe Harbor Engineering, PC
11 Eleventh Street, Suite 11
Purchasing Decisions, NO 13131-1525

MEP Design and Modeling:

Droffats Consulting Services, LLC
Los Angeles, CA 78383

Civil Engineering:

Rubicon Engineering Solutions, INC
Pittsburgh, PA 77462-5247

Landscape Architecture & Community Planning :

Dagny Taggart, LTD
Brownsville, PA 52872

Commercial Kitchen Design:

Designing Trends
103B Broadway
Knoxville, TN 36664-2084

No.	Description	Date
	Not For Construction	6/1/2023

Autodesk

Snowdon Towers

First Floor Ceiling Plan

Project Number	7765328-33-A
Date	6/1/2023
Drawn By	APF
Checked By	ADSK

A108

Scale	1/8" = 1'-0"

1/14/2026 11:54:56 AM

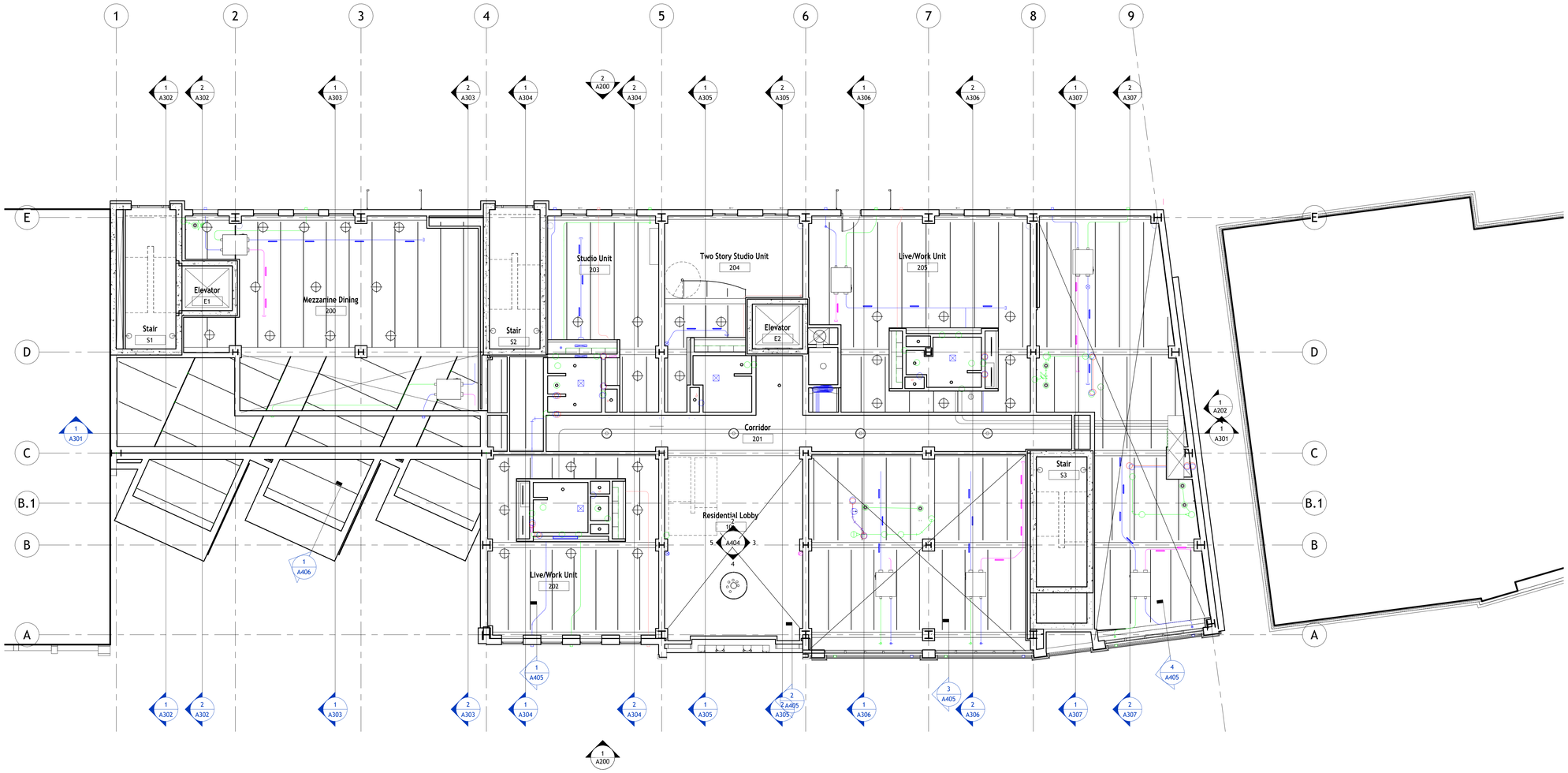

NOT FOR CONSTRUCTION

AUTODESK

www.autodesk.com/revit

Project Management & Architectural Modeling:

Cartesian Inverse, PA
Chicago, IL 28246

Architectural Design:

Etienne Oiseau, LLC
Detroit, MI 96435

Structural Design and Modeling:

Safe Harbor Engineering, PC
11 Eleventh Street, Suite 11
Purchasing Decisions, NO 13131-1525

MEP Design and Modeling:

Droffats Consulting Services, LLC
Los Angeles, CA 78383

Civil Engineering:

Rubicon Engineering Solutions, INC
Pittsburgh, PA 77462-5247

Landscape Architecture & Community Planning :

Dagny Taggart, LTD
Brownsville, PA 52872

Commercial Kitchen Design:

Designing Trends
103B Broadway
Knoxville, TN 36664-2084

No.	Description	Date
	Not For Construction	6/1/2023

Autodesk

Snowdon Towers

Second Floor Ceiling Plan

Project Number	7765328-33-A
Date	6/1/2023
Drawn By	APF
Checked By	ADSK

A109

Scale 1/8" = 1'-0"

1/14/2026 11:54:59 AM

NOT FOR CONSTRUCTION

AUTODESK

www.autodesk.com/revit

Project Management & Architectural Modeling:

Cartesian Inverse, PA
Chicago, IL 28246

Architectural Design:

Etienne Oiseau, LLC
Detroit, MI 96435

Structural Design and Modeling:

Safe Harbor Engineering, PC
11 Eleventh Street, Suite 11
Purchasing Decisions, NO 13131-1525

MEP Design and Modeling:

Droffats Consulting Services, LLC
Los Angeles, CA 78383

Civil Engineering:

Rubicon Engineering Solutions, INC
Pittsburgh, PA 77462-5247

Landscape Architecture & Community Planning :

Dagny Taggart, LTD
Brownsville, PA 52872

Commercial Kitchen Design:

Designing Trends
103B Broadway
Knoxville, TN 36664-2084

No.	Description	Date
	Not For Construction	6/1/2023

Autodesk

Snowdon Towers

Third Floor Ceiling Plan

Project Number	7765328-33-A
Date	6/1/2023
Drawn By	APF
Checked By	ADSK

A110

Scale	1/8" = 1'-0"

1/14/2026 11:55:02 AM

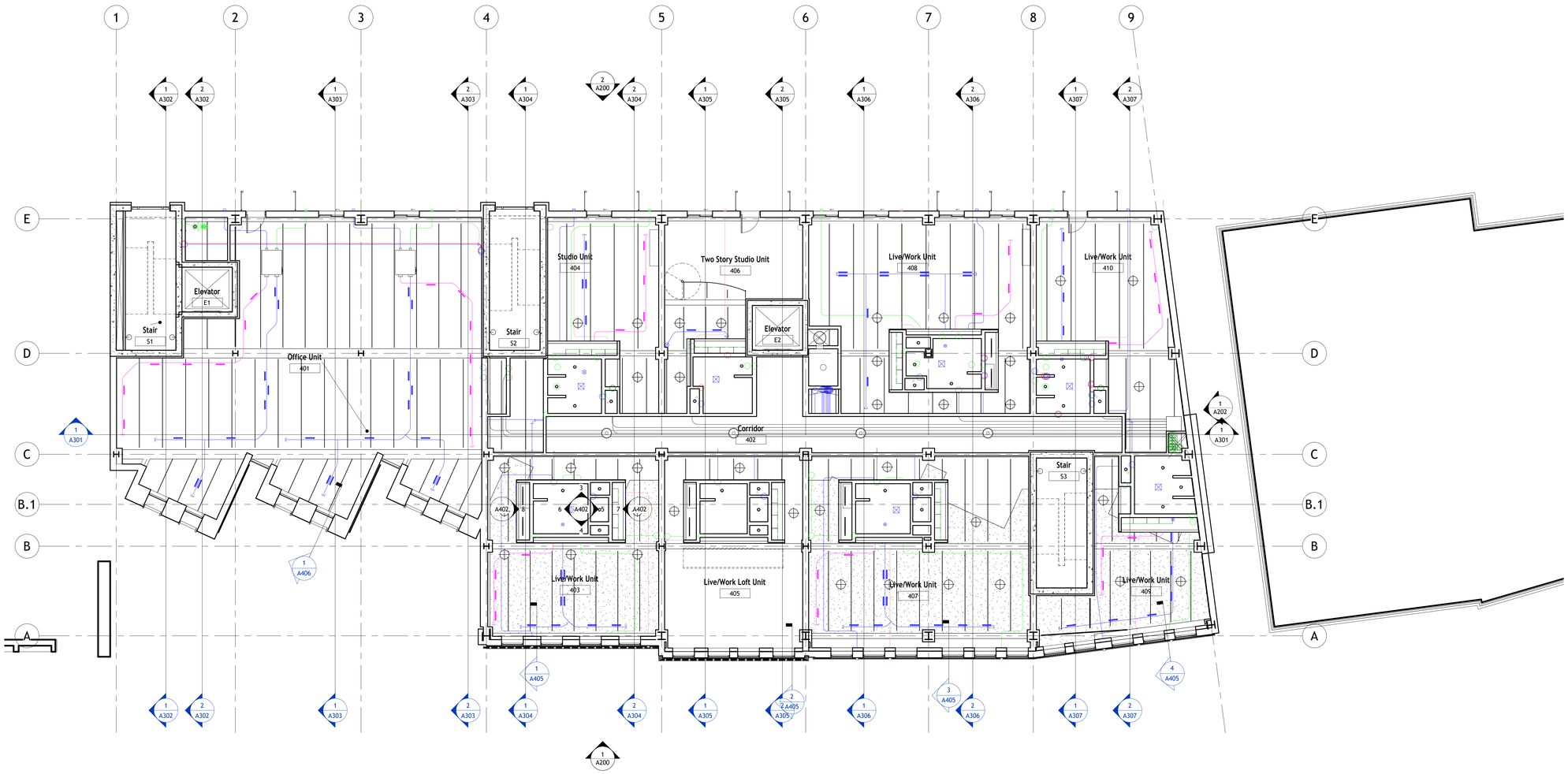

NOT FOR CONSTRUCTION

AUTODESK

www.autodesk.com/revit

Project Management & Architectural Modeling:

Cartesian Inverse, PA
Chicago, IL 28246

Architectural Design:

Etienne Oiseau, LLC
Detroit, MI 96435

Structural Design and Modeling:

Safe Harbor Engineering, PC
11 Eleventh Street, Suite 11
Purchasing Decisions, NO 13131-1525

MEP Design and Modeling:

Droffats Consulting Services, LLC
Los Angeles, CA 78383

Civil Engineering:

Rubicon Engineering Solutions, INC
Pittsburgh, PA 77462-5247

Landscape Architecture & Community Planning :

Dagny Taggart, LTD
Brownsville, PA 52872

Commercial Kitchen Design:

Designing Trends
103B Broadway
Knoxville, TN 36664-2084

No.	Description	Date
	Not For Construction	6/1/2023

Autodesk

Snowdon Towers

Fourth Floor Ceiling Plan

Project Number	7765328-33-A
Date	6/1/2023
Drawn By	APF
Checked By	ADSK

A111

Scale	1/8" = 1'-0"

1/14/2026 11:55:05 AM

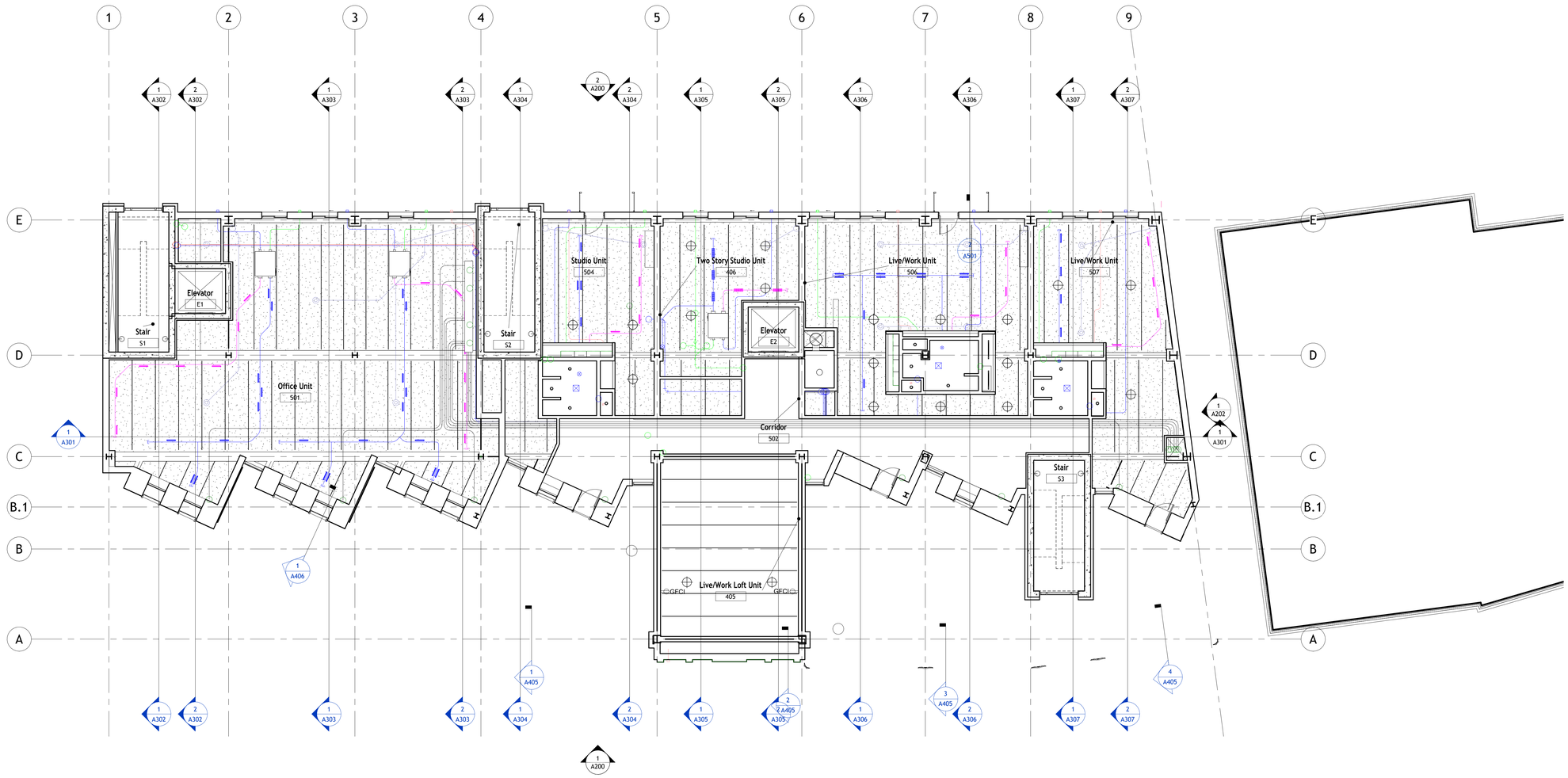

NOT FOR CONSTRUCTION

AUTODESK

www.autodesk.com/revit

Project Management & Architectural Modeling:

Cartesian Inverse, PA
Chicago, IL 28246

Architectural Design:

Etienne Oiseau, LLC
Detroit, MI 96435

Structural Design and Modeling:

Safe Harbor Engineering, PC
11 Eleventh Street, Suite 11
Purchasing Decisions, NO 13131-1525

MEP Design and Modeling:

Droffats Consulting Services, LLC
Los Angeles, CA 78383

Civil Engineering:

Rubicon Engineering Solutions, INC
Pittsburgh, PA 77462-5247

Landscape Architecture & Community Planning :

Dagny Taggart, LTD
Brownsville, PA 52872

Commercial Kitchen Design:

Designing Trends
103B Broadway
Knoxville, TN 36664-2084

No.	Description	Date
	Not For Construction	6/1/2023

Autodesk

Snowdon Towers

Fifth Floor Ceiling Plan

Project Number	7765328-33-A
Date	6/1/2023
Drawn By	APF
Checked By	ADSK

A112

Scale 1/8" = 1'-0"

1/14/2026 11:55:07 AM

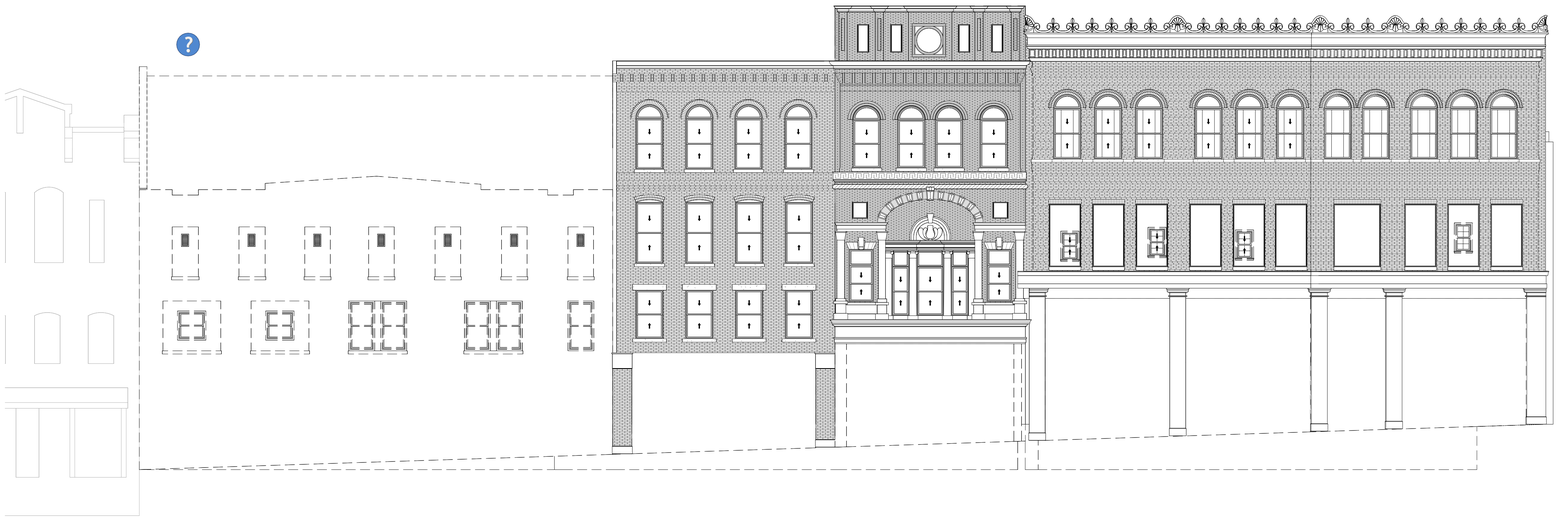

1 Existing Conditions - South Elevation
1/8" = 1'-0"

0 4' 8' 16'
0 2'
1/8" = 1'-0"

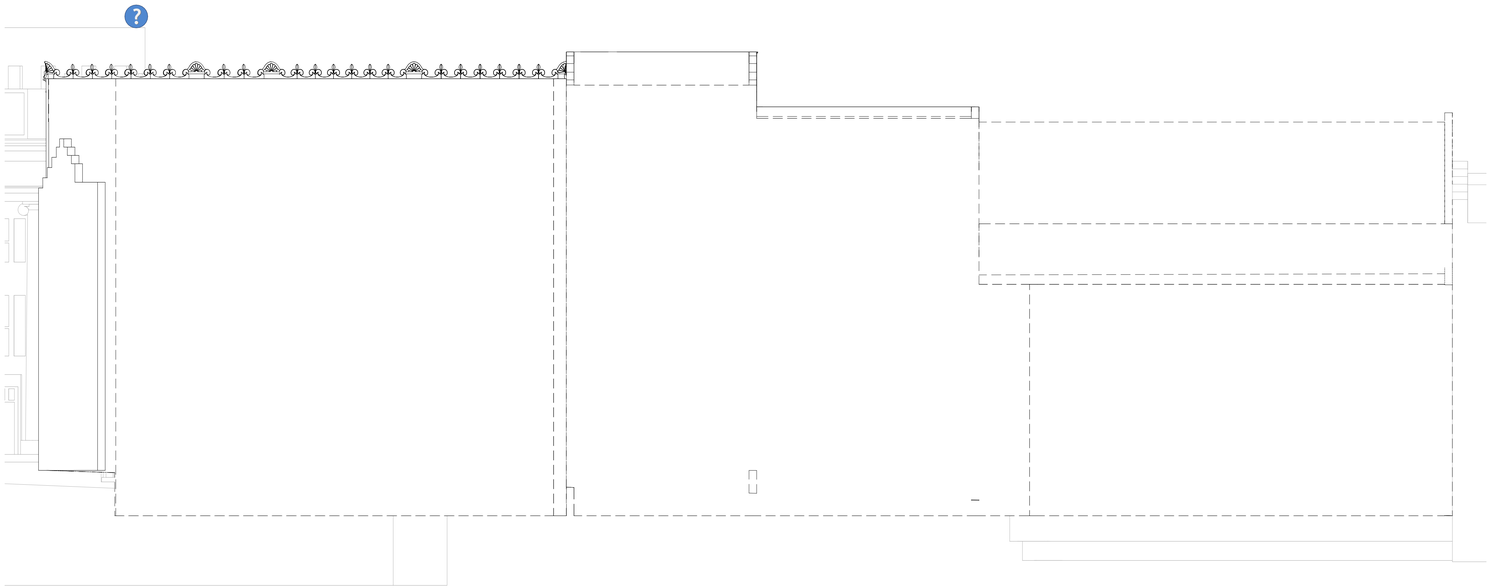

2 Existing Conditions - North Elevation
1/8" = 1'-0"

0 4' 8' 16'
0 2'
1/8" = 1'-0"

NOT FOR CONSTRUCTION

AUTODESK

www.autodesk.com/revit

Project Management & Architectural Modeling:

Cartesian Inverse, PA
Chicago, IL 28246

Architectural Design:

Etienne Oiseau, LLC
Detroit, MI 96435

Structural Design and Modeling:

Safe Harbor Engineering, PC
11 Eleventh Street, Suite 11
Purchasing Decisions, NO 13131-1525

MEP Design and Modeling:

Droffats Consulting Services, LLC
Los Angeles, CA 78383

Civil Engineering:

Rubicon Engineering Solutions, INC
Pittsburgh, PA 77462-5247

Landscape Architecture & Community Planning :

Dagny Taggart, LTD
Brownsville, PA 52872

Commercial Kitchen Design:

Designing Trends
103B Broadway
Knoxville, TN 36664-2084

No.	Description	Date
	Not For Construction	6/1/2023

Autodesk

Snowdon Towers

Existing Conditions Elevations

Project Number	7765328-33-A
Date	6/1/2023
Drawn By	APF
Checked By	ADSK

A200

Scale	1/8" = 1'-0"

1/14/2026 11:55:11 AM

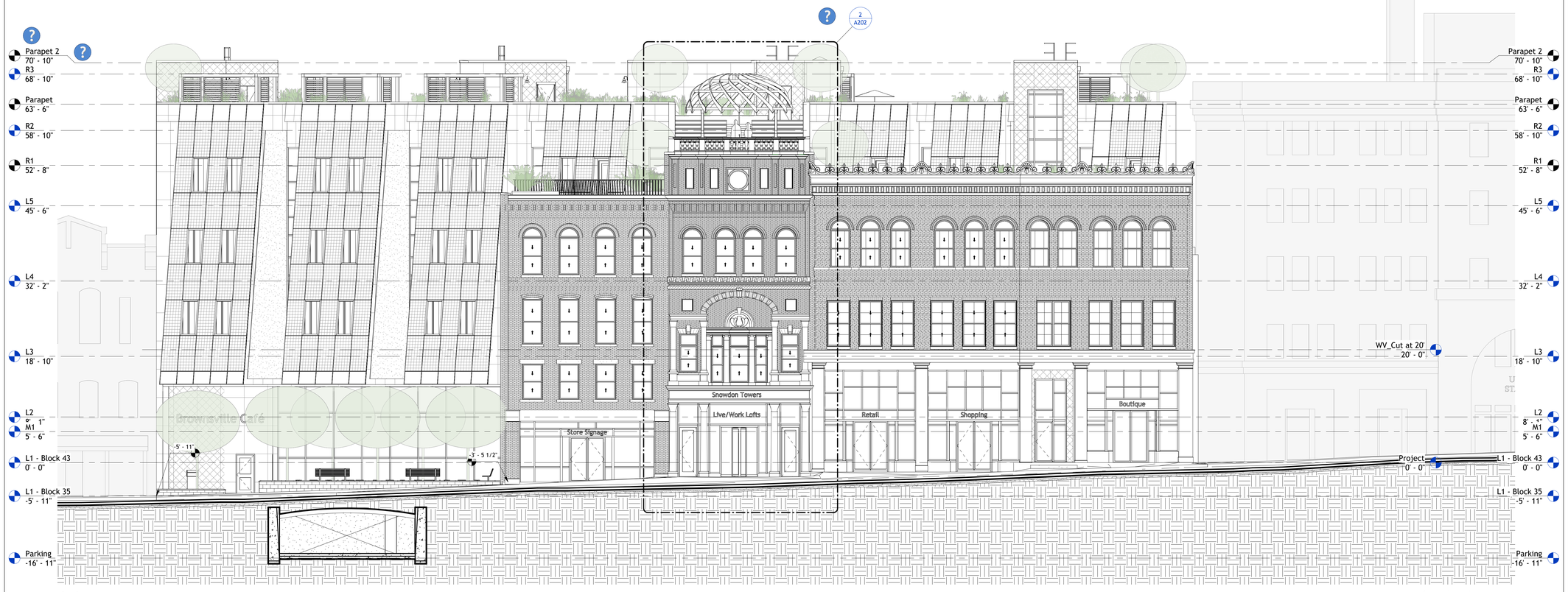

1 South
1/8" = 1'-0"

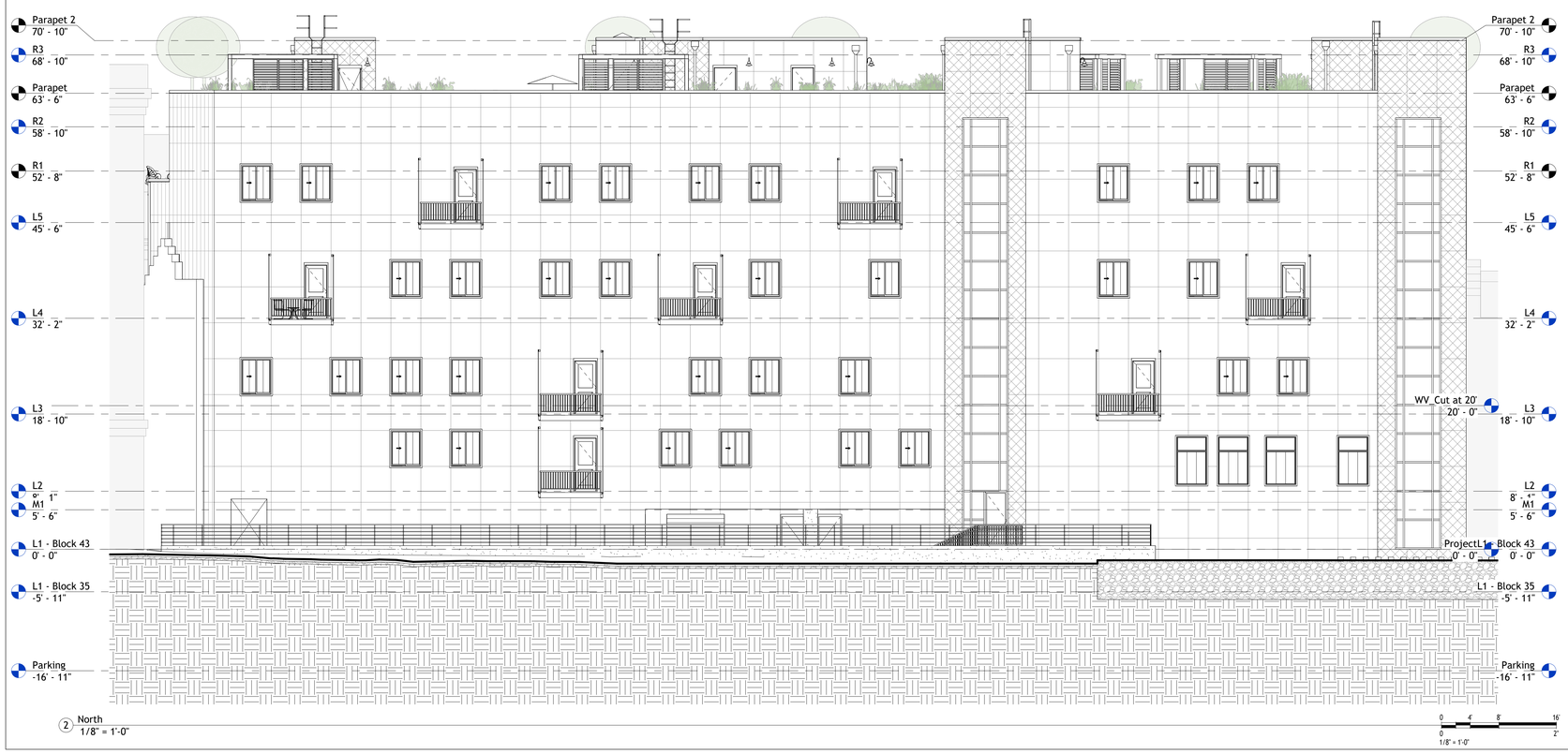

2 North
1/8" = 1'-0"

Wall Material Legend

- Metal Panels 50"x60" - White
- Metal Panels 50"x60" - Brown
- Solar Panel
- Existing Brick

NOT FOR CONSTRUCTION

AUTODESK

www.autodesk.com/revit

Project Management & Architectural Modeling:

Cartesian Inverse, PA
Chicago, IL 28246

Architectural Design:

Etienne Oiseau, LLC
Detroit, MI 96435

Structural Design and Modeling:

Safe Harbor Engineering, PC
11 Eleventh Street, Suite 11
Purchasing Decisions, NO 13131-1525

MEP Design and Modeling:

Droffats Consulting Services, LLC
Los Angeles, CA 78383

Civil Engineering:

Rubicon Engineering Solutions, INC
Pittsburgh, PA 77462-5247

Landscape Architecture & Community Planning :

Dagny Taggart, LTD
Brownsville, PA 52872

Commercial Kitchen Design:

Designing Trends
103B Broadway
Knoxville, TN 36664-2084

No.	Description	Date
	Not For Construction	6/1/2023

Autodesk

Snowdon Towers

Building Elevations

Project Number	7765328-33-A
Date	6/1/2023
Drawn By	APF
Checked By	ADSK

A201

Scale	1/8" = 1'-0"

1/14/2026 11:55:57 AM

1 East
1/8" = 1'-0"

Wall Material Legend

- Metal Panels 50"x60" - White
- Metal Panels 50"x60" - Brown
- Solar Panel
- Existing Brick

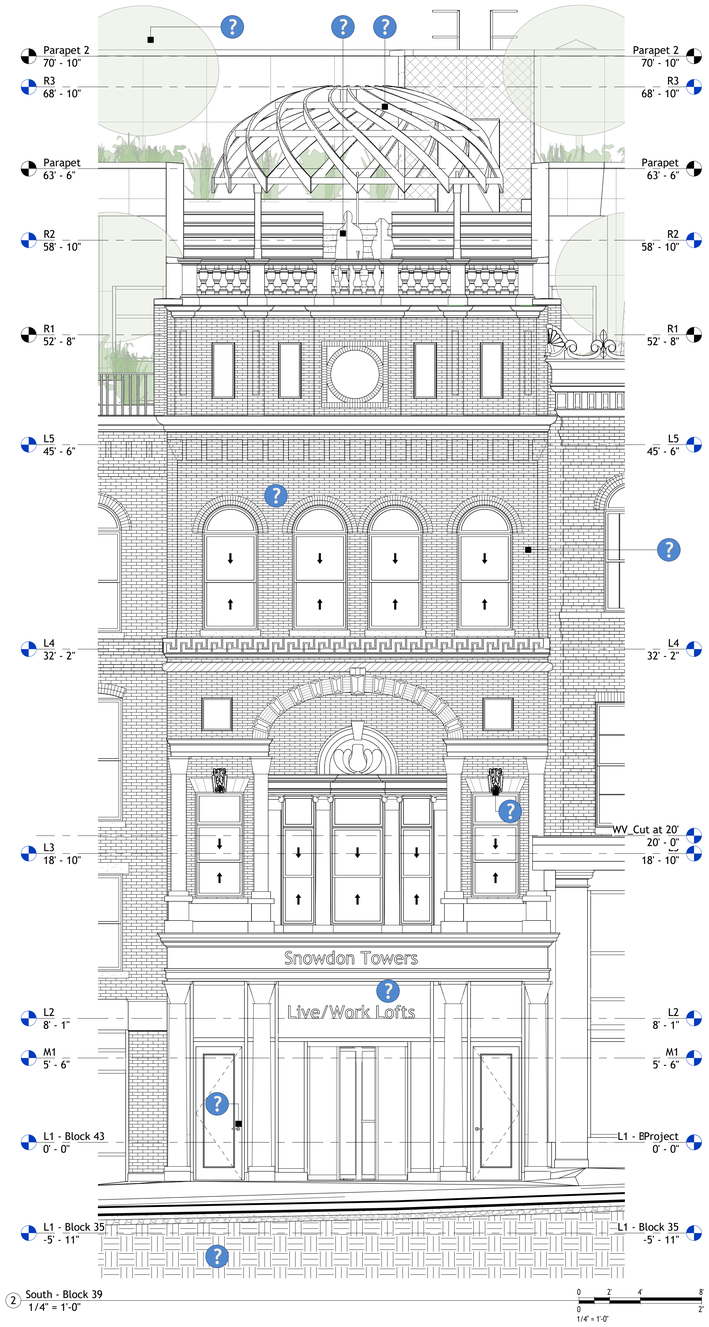

2 South - Block 39
1/4" = 1'-0"

NOT FOR CONSTRUCTION

AUTODESK

www.autodesk.com/revit

Project Management & Architectural Modeling:

Cartesian Inverse, PA
Chicago, IL 28246

Architectural Design:

Etienne Oiseau, LLC
Detroit, MI 96435

Structural Design and Modeling:

Safe Harbor Engineering, PC
11 Eleventh Street, Suite 11
Purchasing Decisions, NO 13131-1525

MEP Design and Modeling:

Droffats Consulting Services, LLC
Los Angeles, CA 78383

Civil Engineering:

Rubicon Engineering Solutions, INC
Pittsburgh, PA 77462-5247

Landscape Architecture & Community Planning :

Dagny Taggart, LTD
Brownsville, PA 52872

Commercial Kitchen Design:

Designing Trends
103B Broadway
Knoxville, TN 36664-2084

No.	Description	Date
	Not For Construction	6/1/2023

Autodesk

Snowdon Towers

Building Elevations

Project Number	7765328-33-A
Date	6/1/2023
Drawn By	APF
Checked By	ADSK

A202

Scale As indicated

1/14/2026 11:56:52 AM

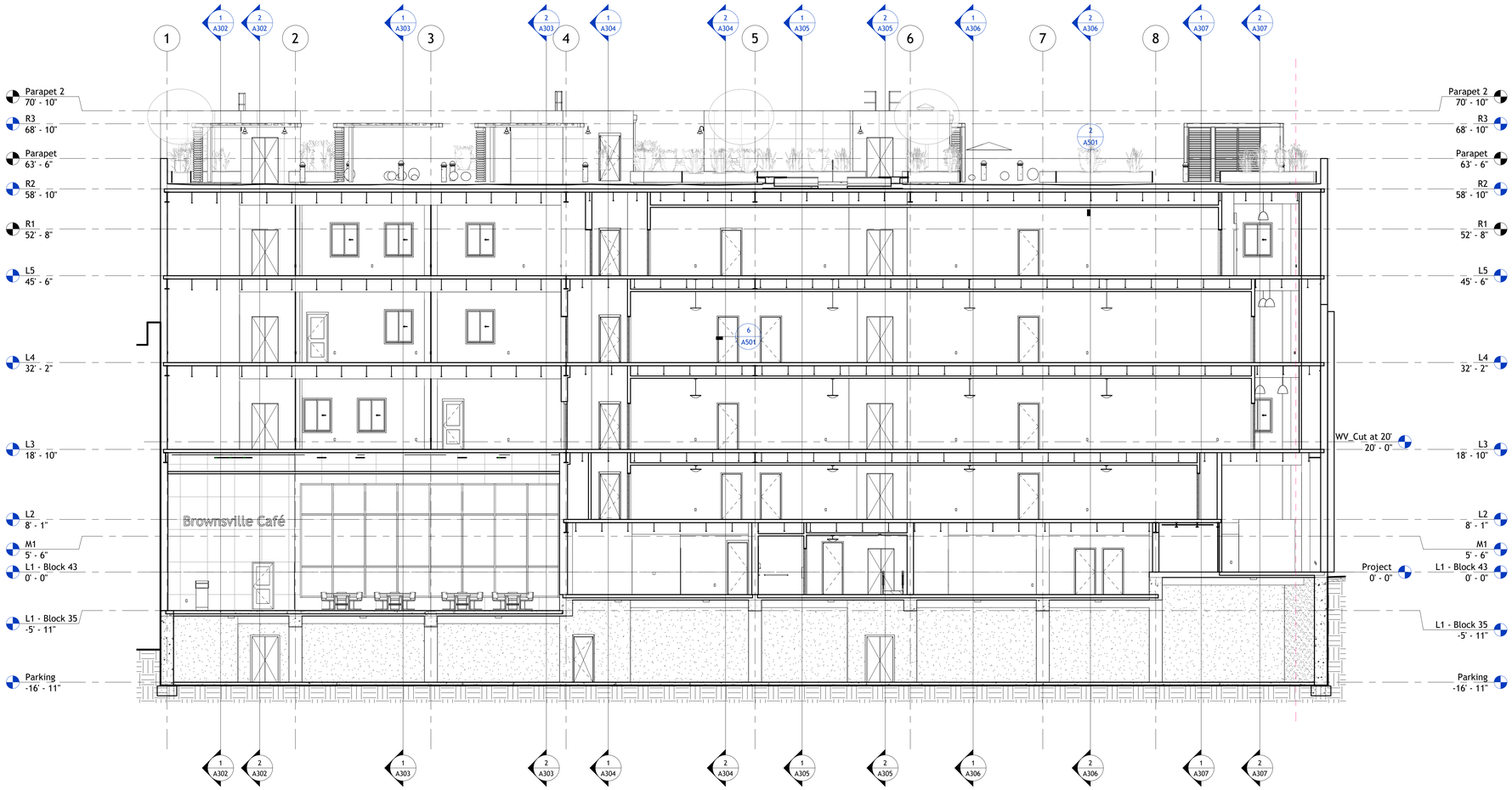

1 Longitudinal Section
1/8" = 1'-0"

NOT FOR CONSTRUCTION

AUTODESK

www.autodesk.com/revit

Project Management & Architectural Modeling:

Cartesian Inverse, PA
Chicago, IL 28246

Architectural Design:

Etienne Oiseau, LLC
Detroit, MI 96435

Structural Design and Modeling:

Safe Harbor Engineering, PC
11 Eleventh Street, Suite 11
Purchasing Decisions, NO 13131-1525

MEP Design and Modeling:

Droffats Consulting Services, LLC
Los Angeles, CA 78383

Civil Engineering:

Rubicon Engineering Solutions, INC
Pittsburgh, PA 77462-5247

Landscape Architecture & Community Planning :

Dagny Taggart, LTD
Brownsville, PA 52872

Commercial Kitchen Design:

Designing Trends
103B Broadway
Knoxville, TN 36664-2084

No.	Description	Date
	Not For Construction	6/1/2023

Autodesk

Snowdon Towers

Building Sections

Project Number	7765328-33-A
Date	6/1/2023
Drawn By	APF
Checked By	ADSK

A301

Scale	1/8" = 1'-0"

1/14/2026 11:57:09 AM

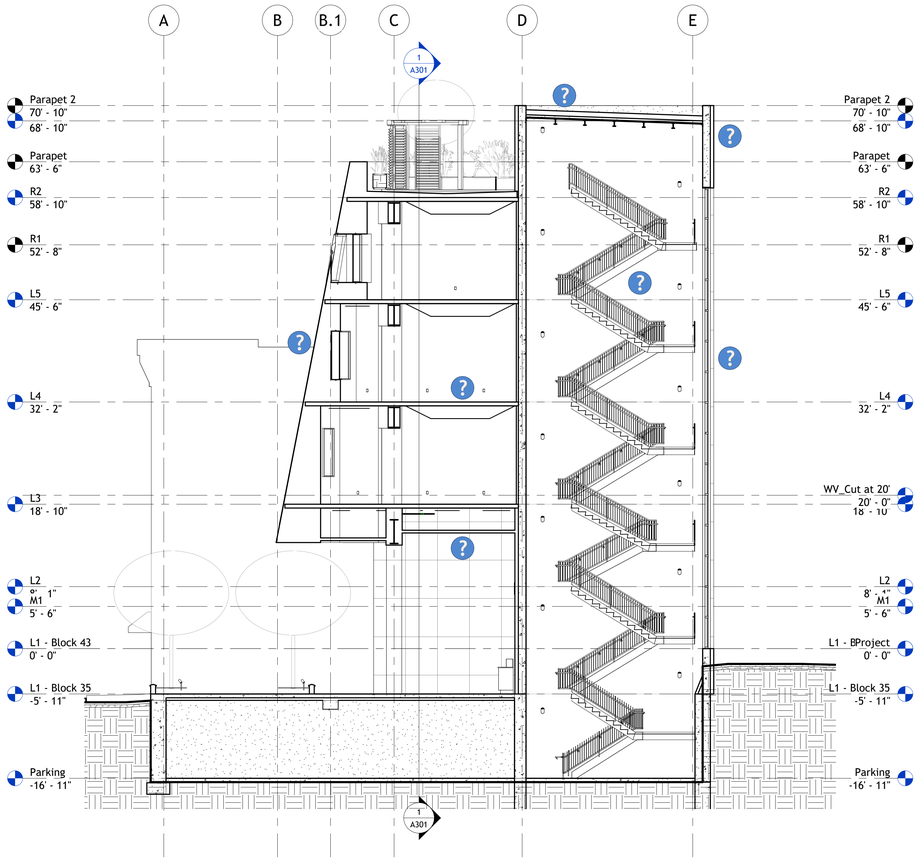

1 Transverse Section - Stair 1
1/8" = 1'-0"

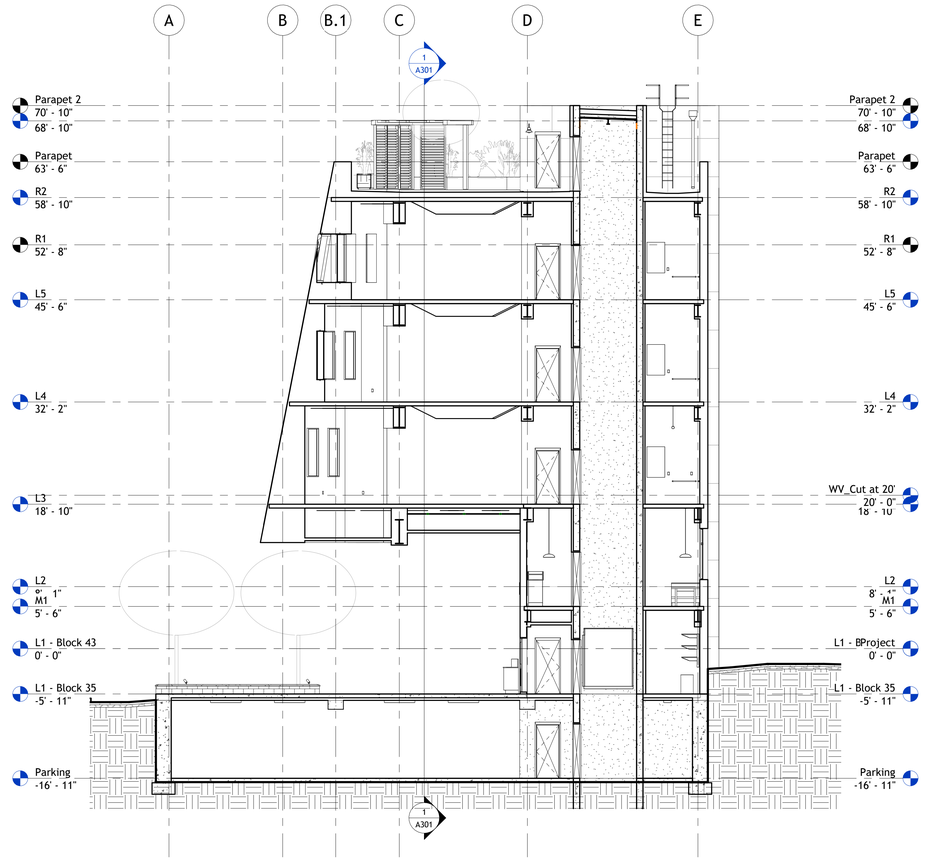

2 Transverse Section - Elevator 1
1/8" = 1'-0"

NOT FOR CONSTRUCTION

AUTODESK

www.autodesk.com/revit

Project Management & Architectural Modeling:

Cartesian Inverse, PA
Chicago, IL 28246

Architectural Design:

Etienne Oiseau, LLC
Detroit, MI 96435

Structural Design and Modeling:

Safe Harbor Engineering, PC
11 Eleventh Street, Suite 11
Purchasing Decisions, NO 13131-1525

MEP Design and Modeling:

Droffats Consulting Services, LLC
Los Angeles, CA 78383

Civil Engineering:

Rubicon Engineering Solutions, INC
Pittsburgh, PA 77462-5247

Landscape Architecture & Community Planning :

Dagny Taggart, LTD
Brownsville, PA 52872

Commercial Kitchen Design:

Designing Trends
103B Broadway
Knoxville, TN 36664-2084

No.	Description	Date
	Not For Construction	6/1/2023

Autodesk

Snowdon Towers

Building Sections

Project Number	7765328-33-A
Date	6/1/2023
Drawn By	APF
Checked By	ADSK

A302

Scale	1/8" = 1'-0"

1/14/2026 11:57:18 AM

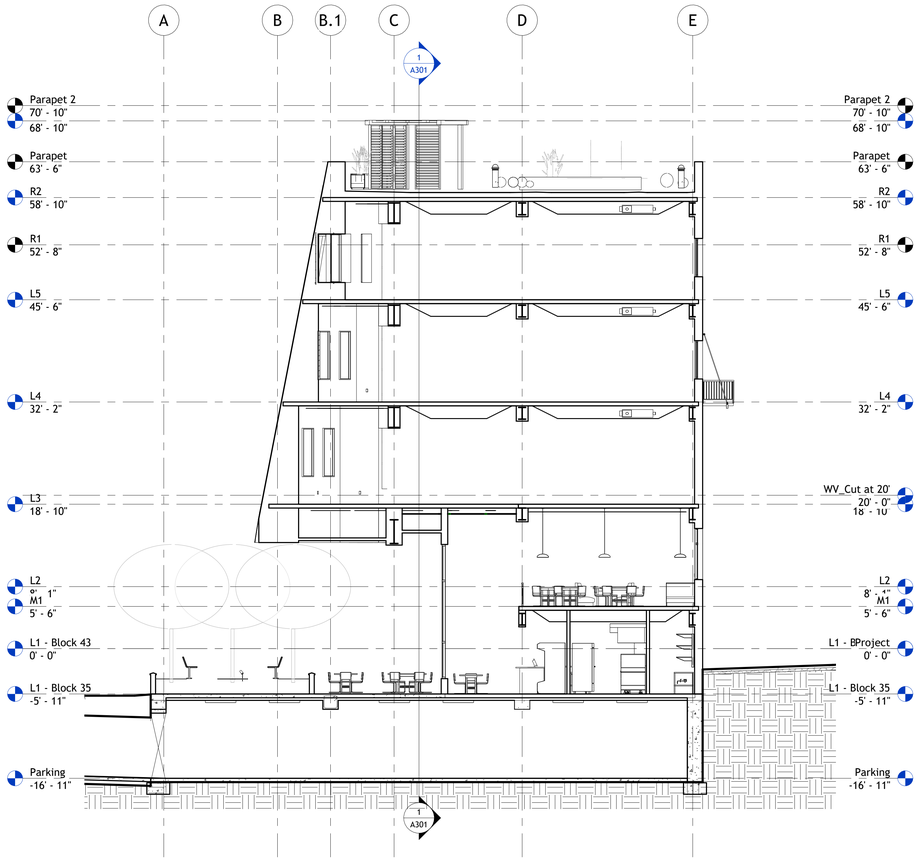

1 Transverse Section - Commercial - Grid 3
1/8" = 1'-0"

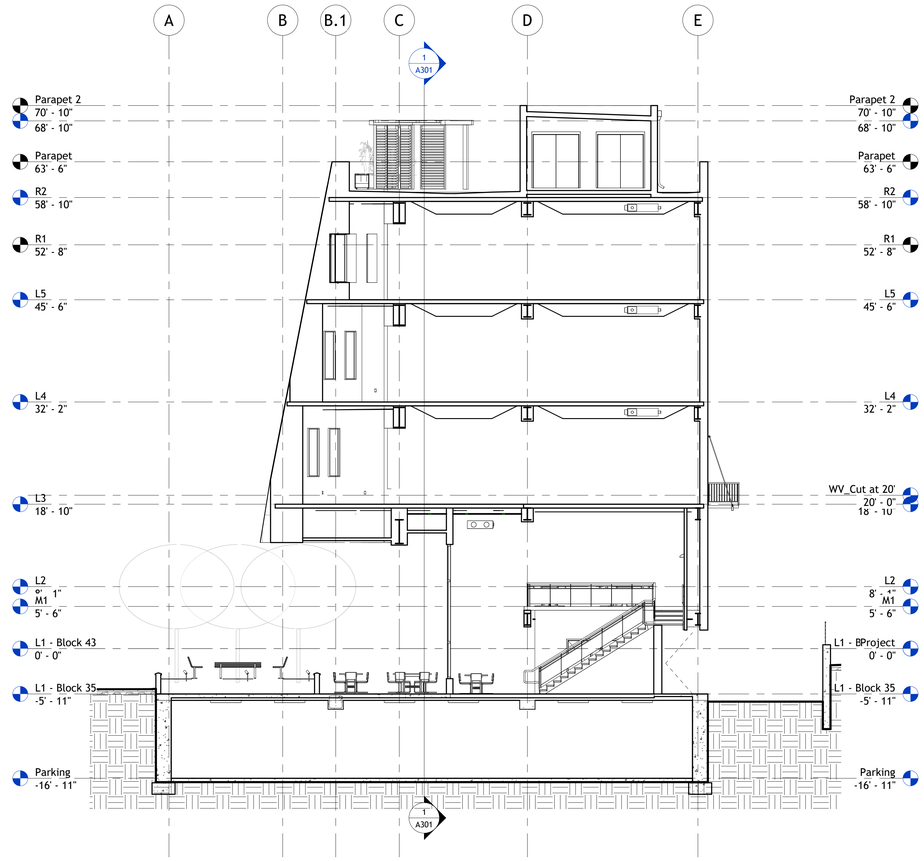

2 Transverse Section - Commercial - Mezzanine Stair
1/8" = 1'-0"

NOT FOR CONSTRUCTION

AUTODESK

www.autodesk.com/revit

Project Management & Architectural Modeling:

Cartesian Inverse, PA
Chicago, IL 28246

Architectural Design:

Etienne Oiseau, LLC
Detroit, MI 96435

Structural Design and Modeling:

Safe Harbor Engineering, PC
11 Eleventh Street, Suite 11
Purchasing Decisions, NO 13131-1525

MEP Design and Modeling:

Droffats Consulting Services, LLC
Los Angeles, CA 78383

Civil Engineering:

Rubicon Engineering Solutions, INC
Pittsburgh, PA 77462-5247

Landscape Architecture & Community Planning :

Dagny Taggart, LTD
Brownsville, PA 52872

Commercial Kitchen Design:

Designing Trends
103B Broadway
Knoxville, TN 36664-2084

No.	Description	Date
	Not For Construction	6/1/2023

Autodesk

Snowdon Towers

Building Sections

Project Number	7765328-33-A
Date	6/1/2023
Drawn By	APF
Checked By	ADSK

A303

Scale	1/8" = 1'-0"

1/14/2026 11:57:27 AM

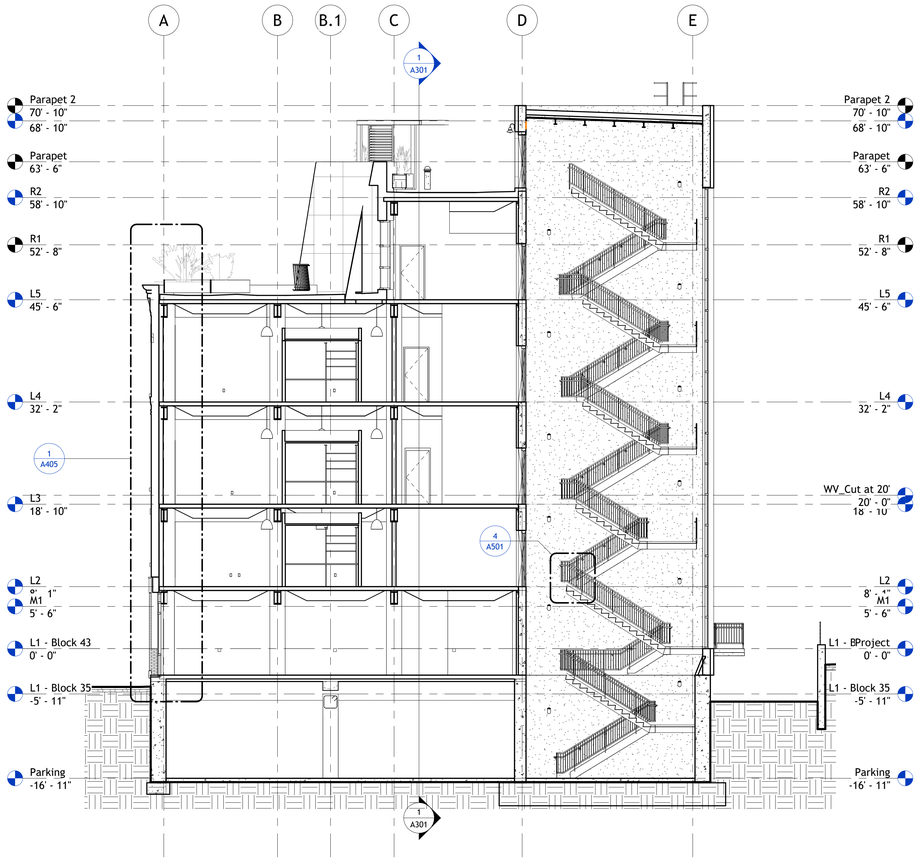

1 Transverse Section - Stair 2
1/8" = 1'-0"

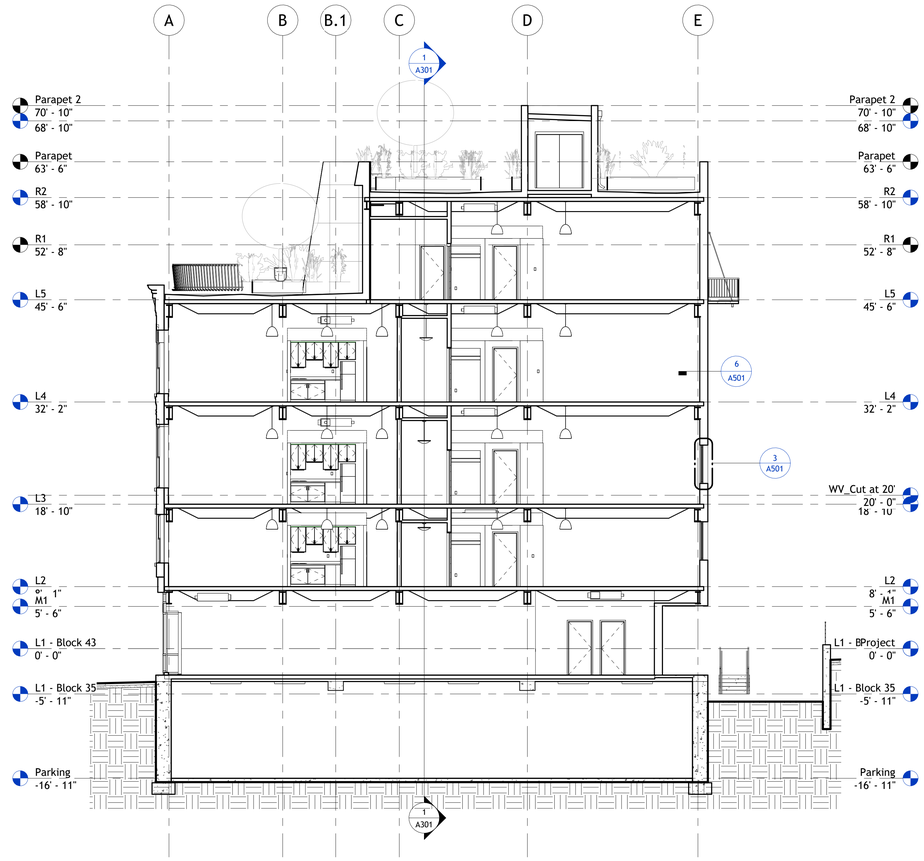

2 Transverse Section - Retail/Residential - Grid 5
1/8" = 1'-0"

NOT FOR CONSTRUCTION

AUTODESK

www.autodesk.com/revit

Project Management & Architectural Modeling:

Cartesian Inverse, PA
Chicago, IL 28246

Architectural Design:

Etienne Oiseau, LLC
Detroit, MI 96435

Structural Design and Modeling:

Safe Harbor Engineering, PC
11 Eleventh Street, Suite 11
Purchasing Decisions, NO 13131-1525

MEP Design and Modeling:

Droffats Consulting Services, LLC
Los Angeles, CA 78383

Civil Engineering:

Rubicon Engineering Solutions, INC
Pittsburgh, PA 77462-5247

Landscape Architecture & Community Planning :

Dagny Taggart, LTD
Brownsville, PA 52872

Commercial Kitchen Design:

Designing Trends
103B Broadway
Knoxville, TN 36664-2084

No.	Description	Date
	Not For Construction	6/1/2023

Autodesk

Snowdon Towers

Building Sections

Project Number	7765328-33-A
Date	6/1/2023
Drawn By	APF
Checked By	ADSK

A304

Scale	1/8" = 1'-0"

1/14/2026 11:57:36 AM

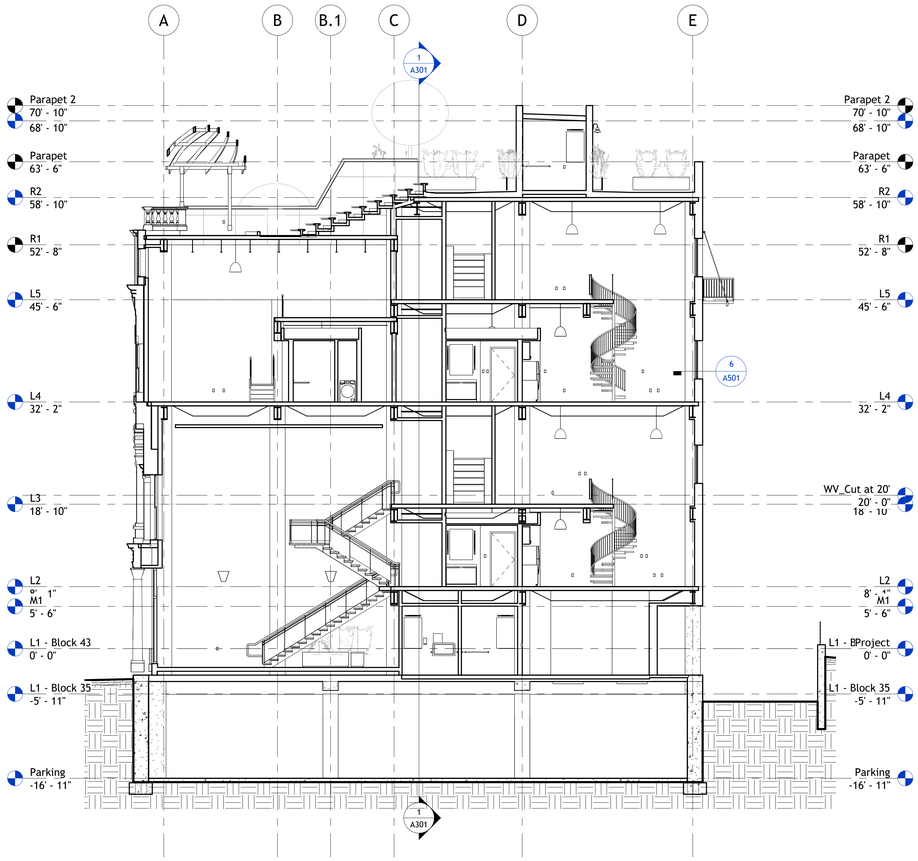

1 Transverse Section - Retail Lobby Stair
1/8" = 1'-0"

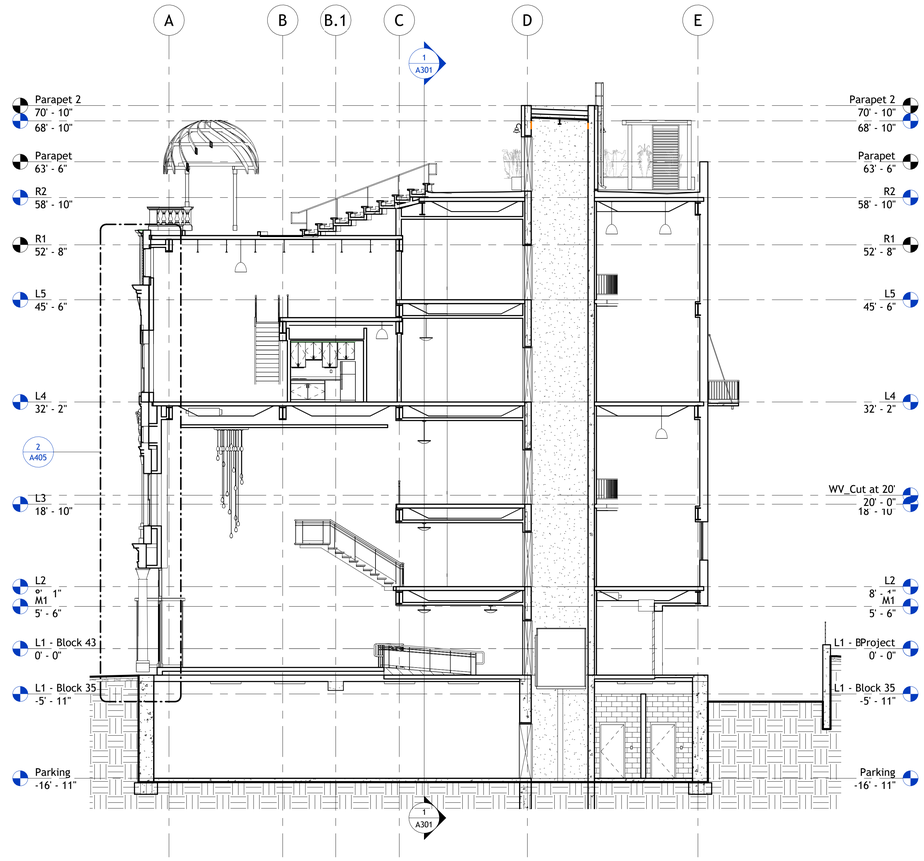

2 Transverse Section - Elevator 2
1/8" = 1'-0"

NOT FOR CONSTRUCTION

AUTODESK

www.autodesk.com/revit

Project Management & Architectural Modeling:

Cartesian Inverse, PA
Chicago, IL 28246

Architectural Design:

Etienne Oiseau, LLC
Detroit, MI 96435

Structural Design and Modeling:

Safe Harbor Engineering, PC
11 Eleventh Street, Suite 11
Purchasing Decisions, NO 13131-1525

MEP Design and Modeling:

Droffats Consulting Services, LLC
Los Angeles, CA 78383

Civil Engineering:

Rubicon Engineering Solutions, INC
Pittsburgh, PA 77462-5247

Landscape Architecture & Community Planning :

Dagny Taggart, LTD
Brownsville, PA 52872

Commercial Kitchen Design:

Designing Trends
103B Broadway
Knoxville, TN 36664-2084

No.	Description	Date
	Not For Construction	6/1/2023

Autodesk

Snowdon Towers

Building Sections

Project Number	7765328-33-A
Date	6/1/2023
Drawn By	APF
Checked By	ADSK

A305

Scale	1/8" = 1'-0"

1/14/2026 11:57:45 AM

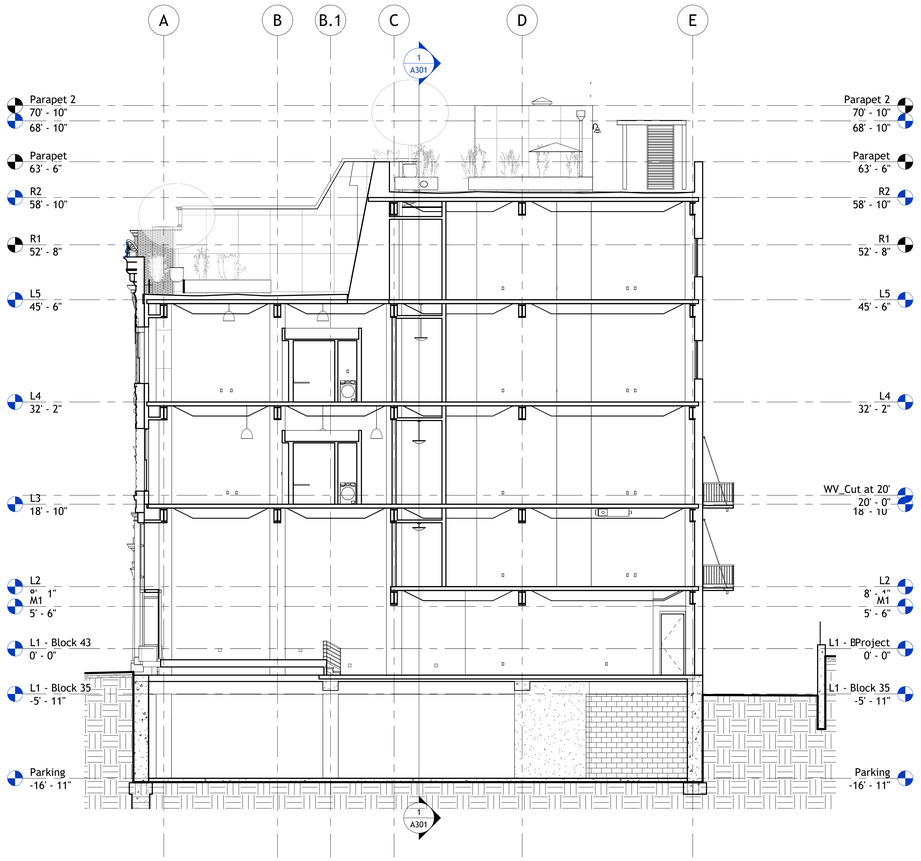

1 Transverse Section - Retail/Residential - Grid 7
1/8" = 1'-0"

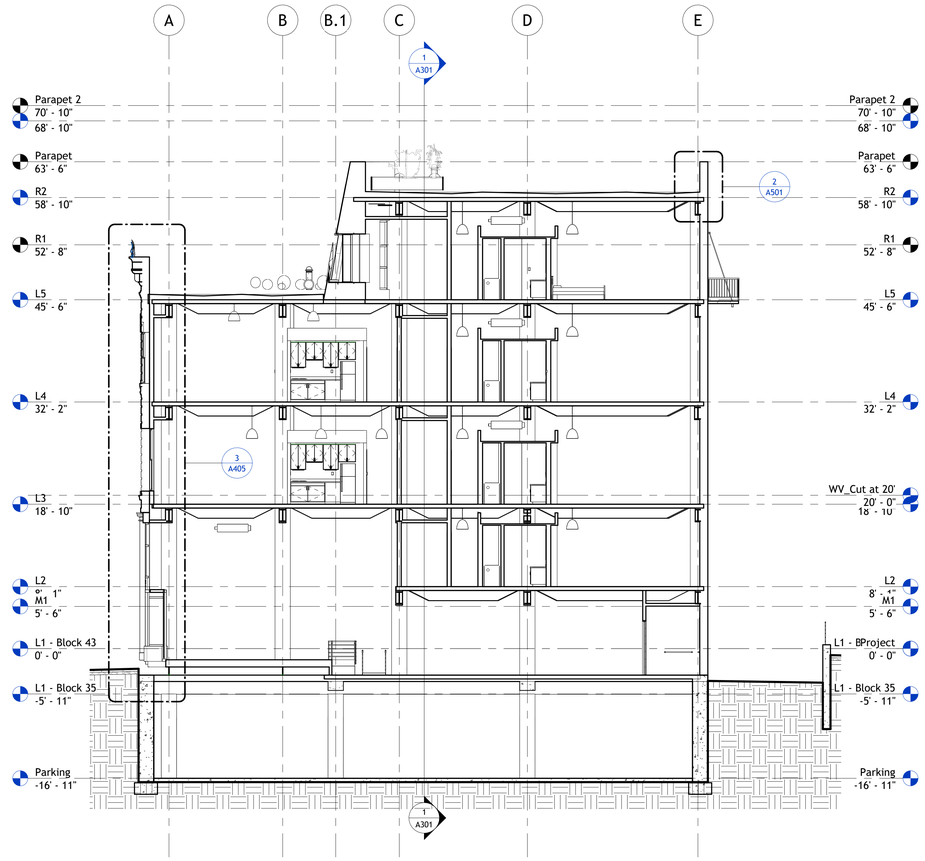

2 Transverse Section - Retail/Residential - Grid 8
1/8" = 1'-0"

NOT FOR CONSTRUCTION

AUTODESK

www.autodesk.com/revit

Project Management & Architectural Modeling:

Cartesian Inverse, PA
Chicago, IL 28246

Architectural Design:

Etienne Oiseau, LLC
Detroit, MI 96435

Structural Design and Modeling:

Safe Harbor Engineering, PC
11 Eleventh Street, Suite 11
Purchasing Decisions, NO 13131-1525

MEP Design and Modeling:

Droffats Consulting Services, LLC
Los Angeles, CA 78383

Civil Engineering:

Rubicon Engineering Solutions, INC
Pittsburgh, PA 77462-5247

Landscape Architecture & Community Planning :

Dagny Taggart, LTD
Brownsville, PA 52872

Commercial Kitchen Design:

Designing Trends
103B Broadway
Knoxville, TN 36664-2084

No.	Description	Date
	Not For Construction	6/1/2023

Autodesk

Snowdon Towers

Building Sections

Project Number	7765328-33-A
Date	6/1/2023
Drawn By	APF
Checked By	ADSK

A306

Scale 1/8" = 1'-0"

1/14/2026 11:57:50 AM

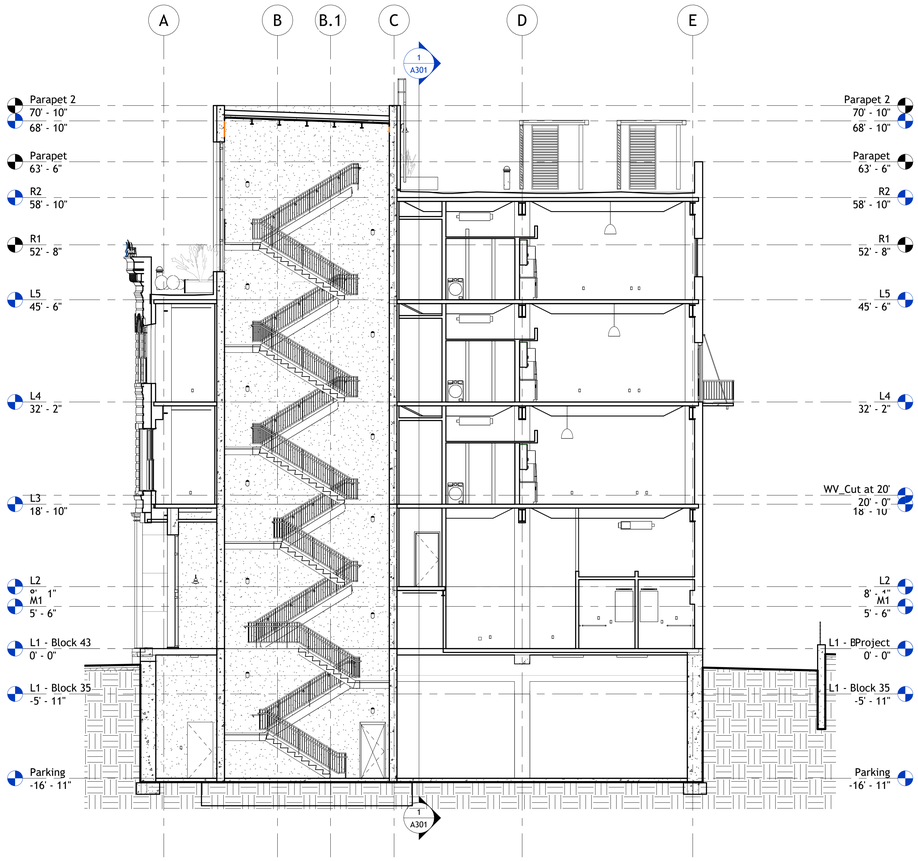

1 Transverse Section - Stair 3
1/8" = 1'-0"

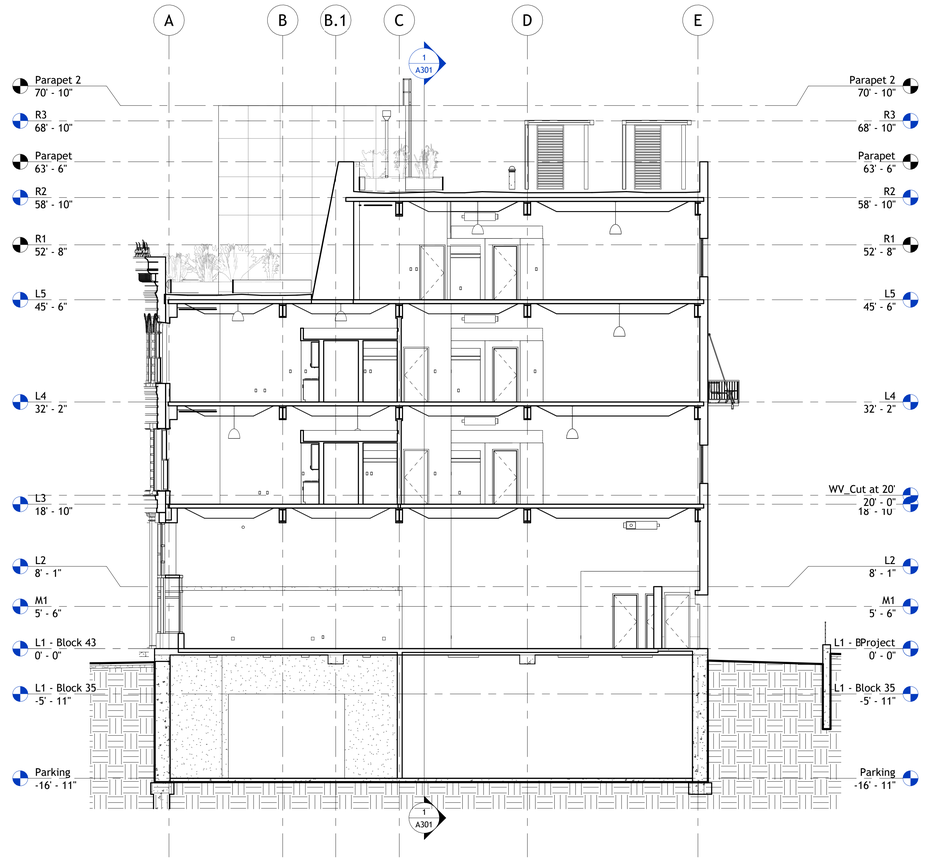

2 Transverse Section - Retail/Residential - Grid 9
1/8" = 1'-0"

NOT FOR CONSTRUCTION

AUTODESK

www.autodesk.com/revit

Project Management & Architectural Modeling:

Cartesian Inverse, PA
Chicago, IL 28246

Architectural Design:

Etienne Oiseau, LLC
Detroit, MI 96435

Structural Design and Modeling:

Safe Harbor Engineering, PC
11 Eleventh Street, Suite 11
Purchasing Decisions, NO 13131-1525

MEP Design and Modeling:

Droffats Consulting Services, LLC
Los Angeles, CA 78383

Civil Engineering:

Rubicon Engineering Solutions, INC
Pittsburgh, PA 77462-5247

Landscape Architecture & Community Planning :

Dagny Taggart, LTD
Brownsville, PA 52872

Commercial Kitchen Design:

Designing Trends
103B Broadway
Knoxville, TN 36664-2084

No.	Description	Date
	Not For Construction	6/1/2023

Autodesk

Snowdon Towers

Building Sections

Project Number	7765328-33-A
Date	6/1/2023
Drawn By	APF
Checked By	ADSK

A307

Scale	1/8" = 1'-0"

1/14/2026 11:57:58 AM

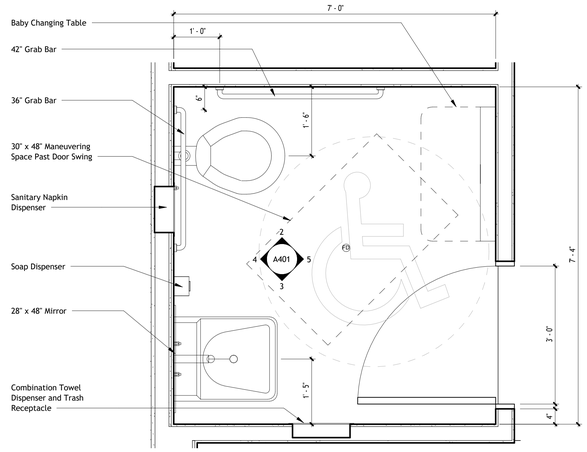

1 Typical Public Toilet Room
3/4" = 1'-0"

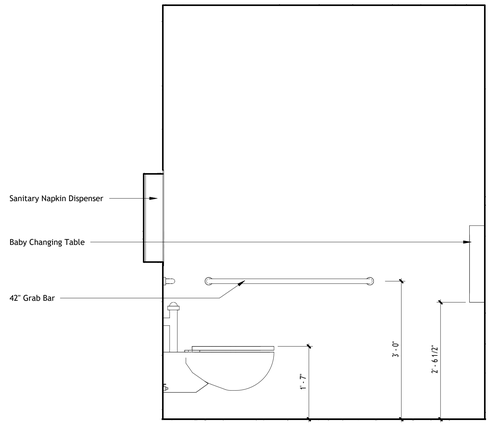

2 Typical Public Toilet Room - North
3/4" = 1'-0"

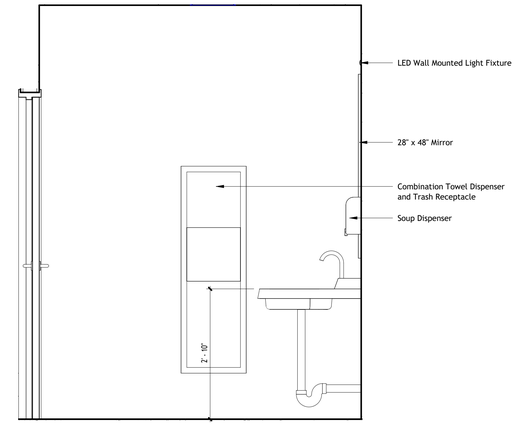

3 Typical Public Toilet Room -South
3/4" = 1'-0"

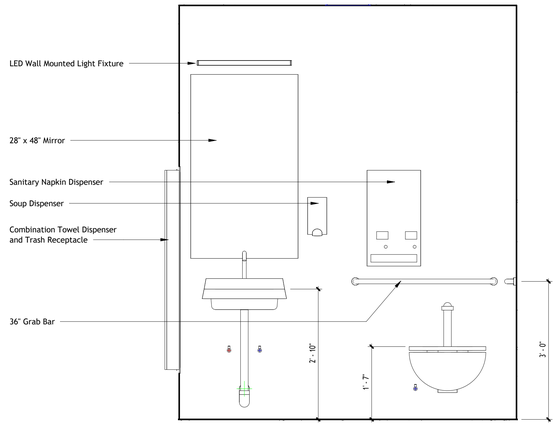

4 Typical Public Toilet Room - West
3/4" = 1'-0"

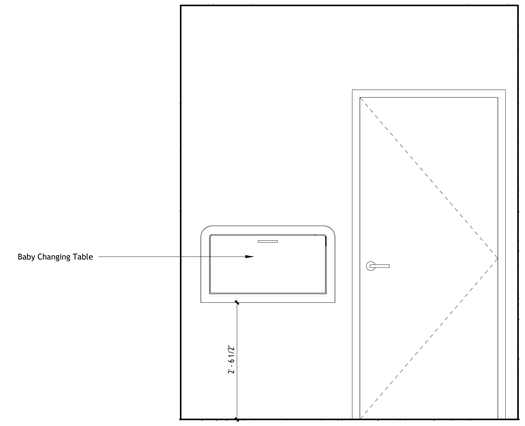

5 Typical Public Toilet Room - East
3/4" = 1'-0"

NOT FOR CONSTRUCTION

AUTODESK

www.autodesk.com/revit

Project Management & Architectural Modeling:

Cartesian Inverse, PA
Chicago, IL 28246

Architectural Design:

Etienne Oiseau, LLC
Detroit, MI 96435

Structural Design and Modeling:

Safe Harbor Engineering, PC
11 Eleventh Street, Suite 11
Purchasing Decisions, NO 13131-1525

MEP Design and Modeling:

Droffats Consulting Services, LLC
Los Angeles, CA 78383

Civil Engineering:

Rubicon Engineering Solutions, INC
Pittsburgh, PA 77462-5247

Landscape Architecture & Community Planning :

Dagny Taggart, LTD
Brownsville, PA 52872

Commercial Kitchen Design:

Designing Trends
103B Broadway
Knoxville, TN 36664-2084

No.	Description	Date
	Not For Construction	6/1/2023

Autodesk

Snowdon Towers

Typical Public Restroom

Project Number	7765328-33-A
Date	6/1/2023
Drawn By	APF
Checked By	ADSK

A401

Scale	3/4" = 1'-0"

1/14/2026 11:58:01 AM

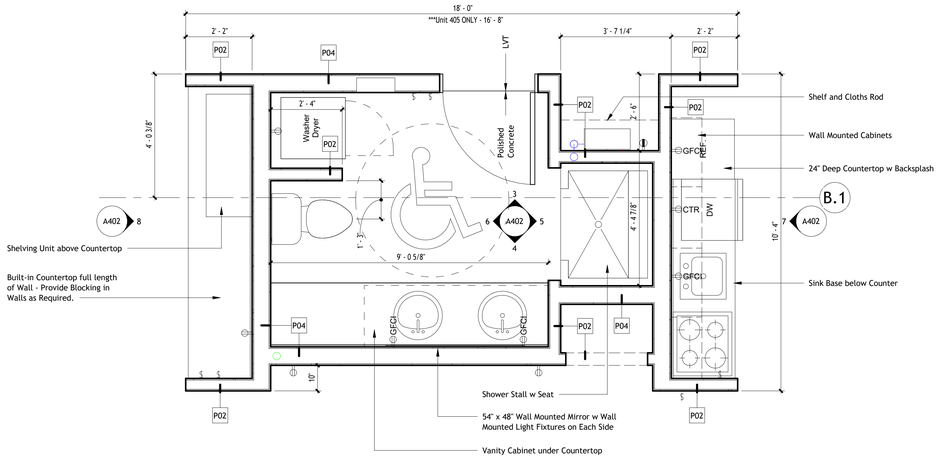

1 Standard Live_Work Core A
1/2" = 1'-0"

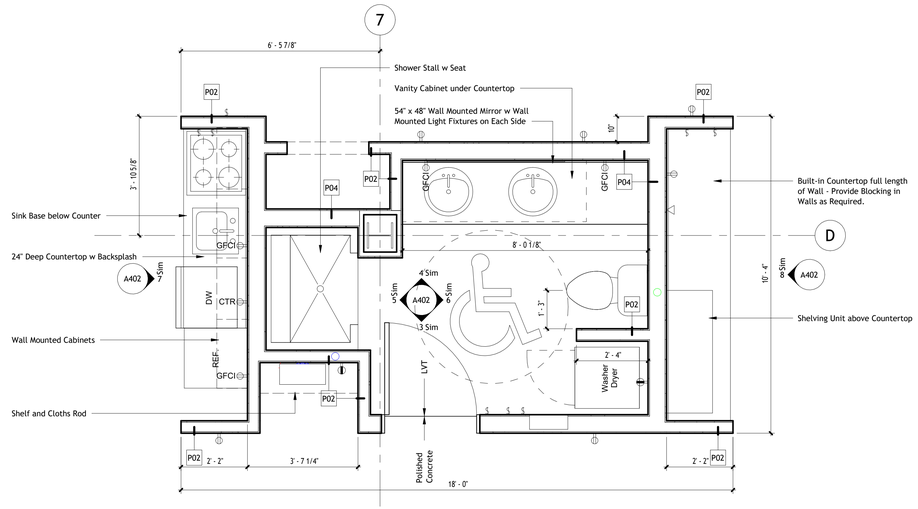

2 Standard Live_Work Core B
1/2" = 1'-0"

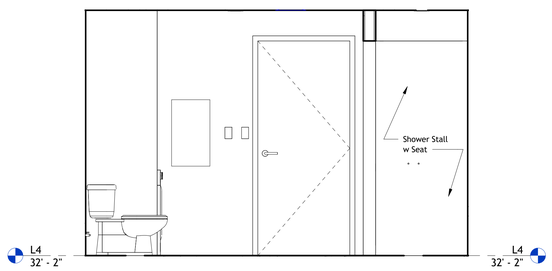

3 Live_Work Core - Standard - North Elevation
1/2" = 1'-0"

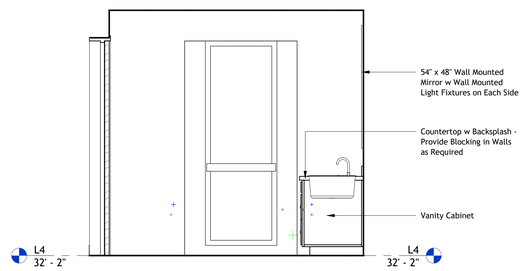

5 Live_Work Core - Standard - East Elevation
1/2" = 1'-0"

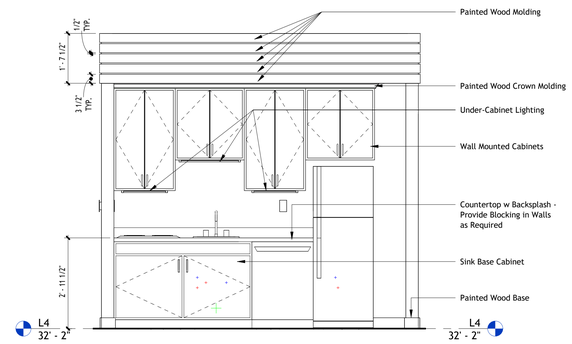

7 Live_Work Core - Standard - Kitchen Elevation
1/2" = 1'-0"

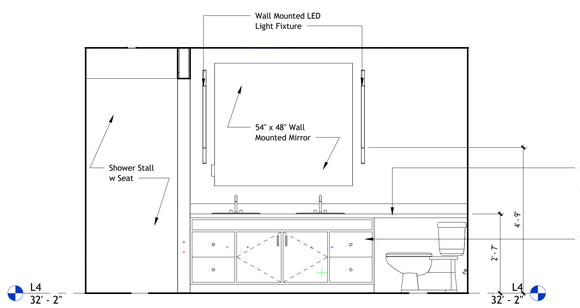

4 Live_Work Core - Standard - South Elevation
1/2" = 1'-0"

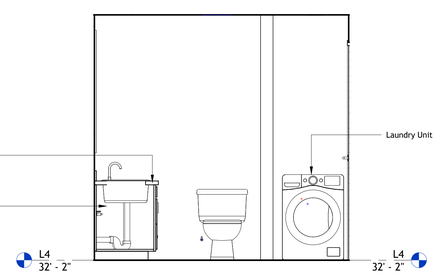

6 Live_Work Core - Standard - West Elevation
1/2" = 1'-0"

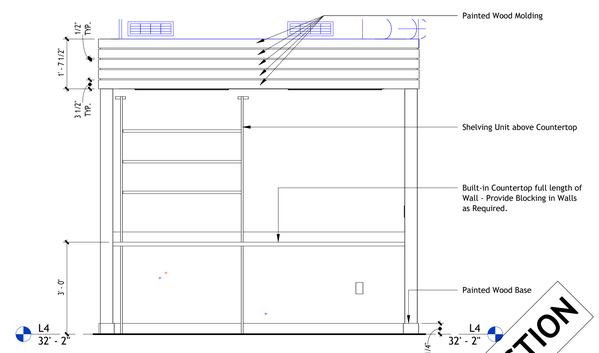

8 Live_Work Core - Standard - Workstation Elevation
1/2" = 1'-0"

NOT FOR CONSTRUCTION

AUTODESK

www.autodesk.com/revit

Project Management & Architectural Modeling:

Cartesian Inverse, PA
Chicago, IL 28246

Architectural Design:

Etienne Oiseau, LLC
Detroit, MI 96435

Structural Design and Modeling:

Safe Harbor Engineering, PC
11 Eleventh Street, Suite 11
Purchasing Decisions, NO 13131-1525

MEP Design and Modeling:

Droffats Consulting Services, LLC
Los Angeles, CA 78383

Civil Engineering:

Rubicon Engineering Solutions, INC
Pittsburgh, PA 77462-5247

Landscape Architecture & Community Planning :

Dagny Taggart, LTD
Brownsville, PA 52872

Commercial Kitchen Design:

Designing Trends
103B Broadway
Knoxville, TN 36664-2084

No.	Description	Date
	Not For Construction	6/1/2023

Autodesk

Snowdon Towers

Enlarged Live/Work Cores

Project Number	7765328-33-A
Date	6/1/2023
Drawn By	APF
Checked By	ADSK

A402

Scale 1/2" = 1'-0"

1/14/2026 11:58:06 AM

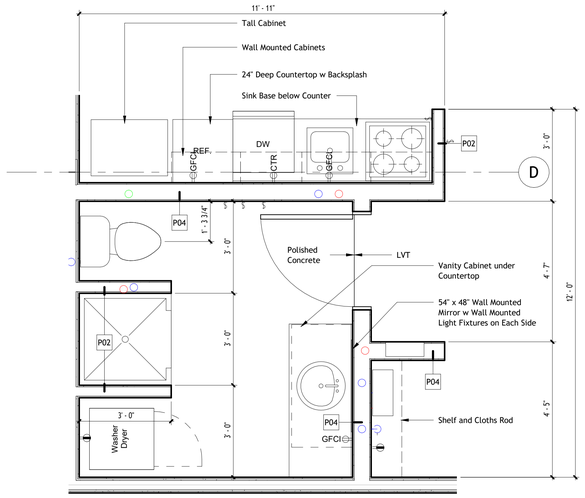

1 Studio Live_Work Core A
1/2" = 1'-0"

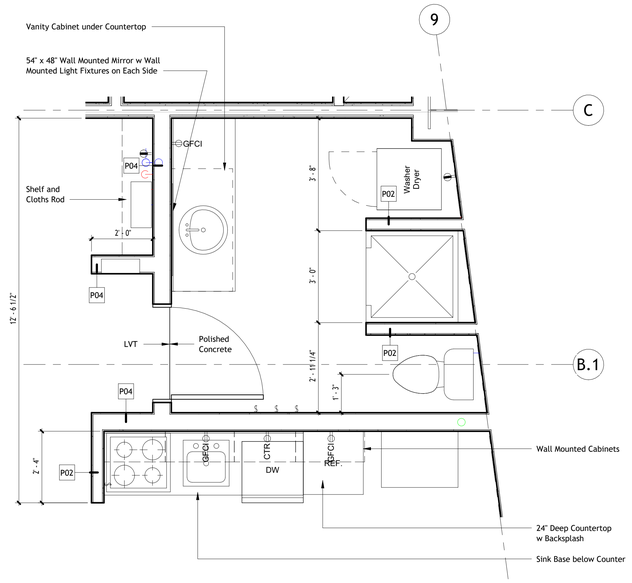

2 Studio Live_Work Core B
1/2" = 1'-0"

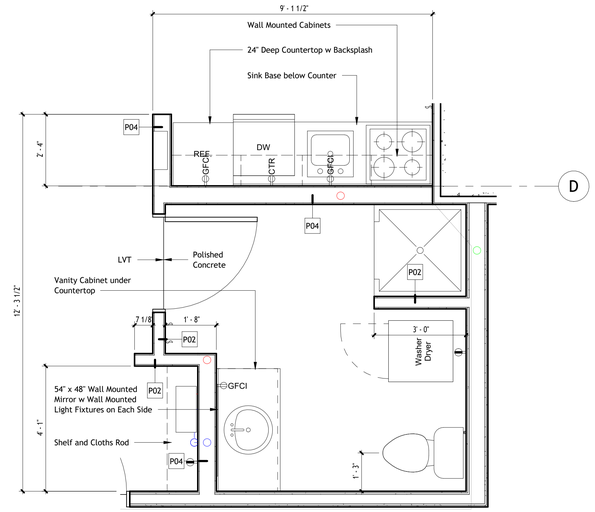

3 Studio Two Story Live_Work Core
1/2" = 1'-0"

NOT FOR CONSTRUCTION

AUTODESK

www.autodesk.com/revit

Project Management & Architectural Modeling:

Cartesian Inverse, PA
Chicago, IL 28246

Architectural Design:

Etienne Oiseau, LLC
Detroit, MI 96435

Structural Design and Modeling:

Safe Harbor Engineering, PC
11 Eleventh Street, Suite 11
Purchasing Decisions, NO 13131-1525

MEP Design and Modeling:

Droffats Consulting Services, LLC
Los Angeles, CA 78383

Civil Engineering:

Rubicon Engineering Solutions, INC
Pittsburgh, PA 77462-5247

Landscape Architecture & Community Planning :

Dagny Taggart, LTD
Brownsville, PA 52872

Commercial Kitchen Design:

Designing Trends
103B Broadway
Knoxville, TN 36664-2084

No.	Description	Date
	Not For Construction	6/1/2023

Autodesk

Snowdon Towers

Enlarged Live/Work Cores

Project Number	7765328-33-A
Date	6/1/2023
Drawn By	APF
Checked By	ADSK

A403

Scale	1/2" = 1'-0"

1/14/2026 11:58:08 AM

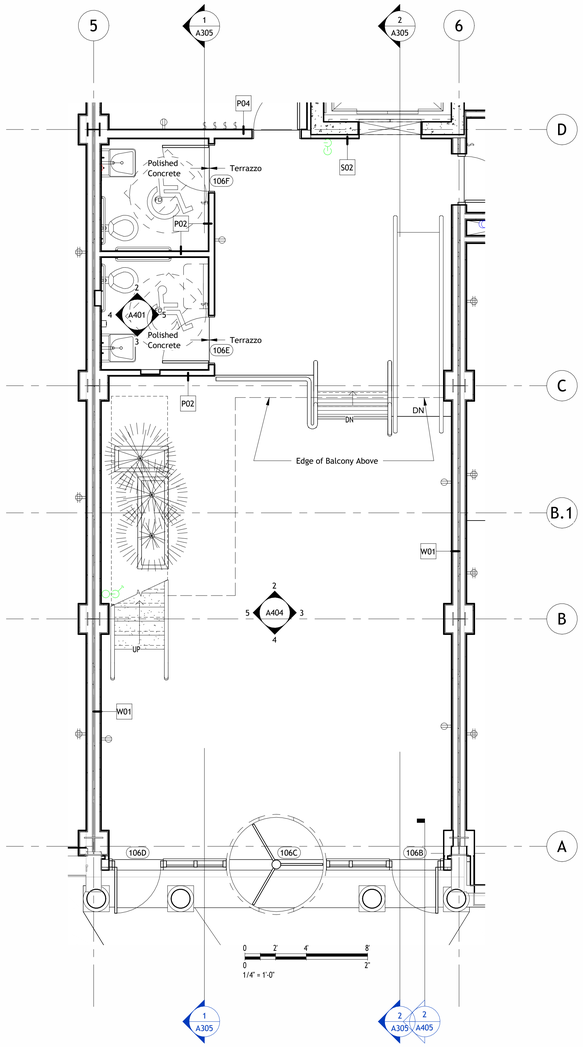

1 Enlarged Residential Lobby Plan
1/4" = 1'-0"

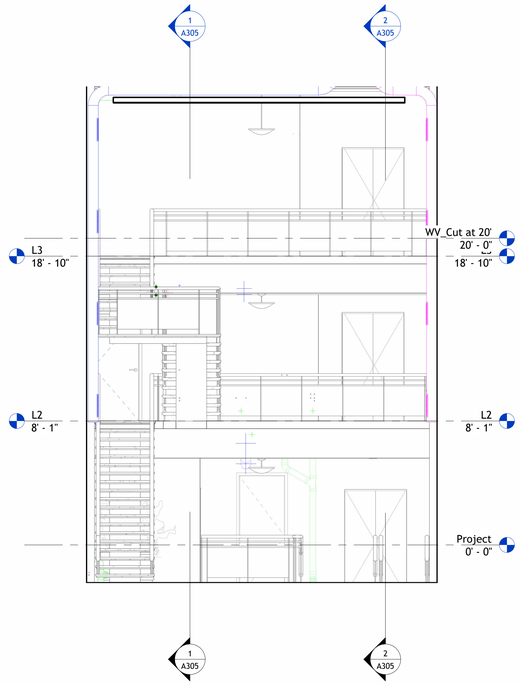

2 Residential Lobby - North
1/4" = 1'-0"

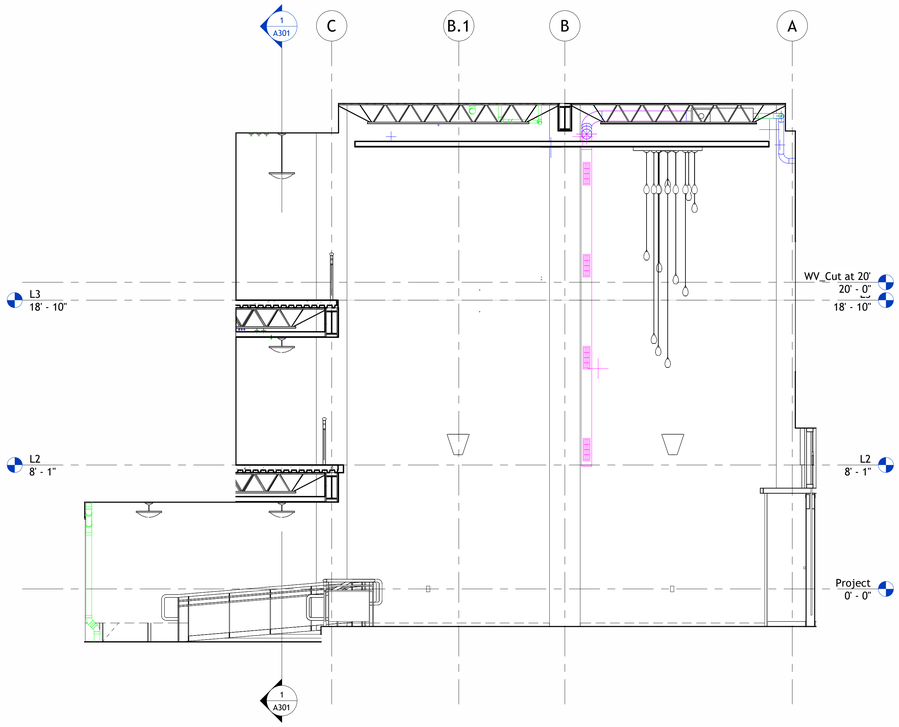

3 Residential Lobby - East
1/4" = 1'-0"

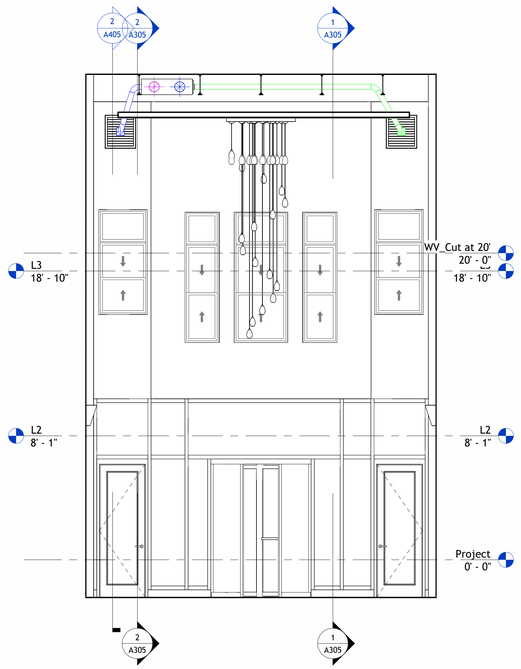

4 Residential Lobby - South
1/4" = 1'-0"

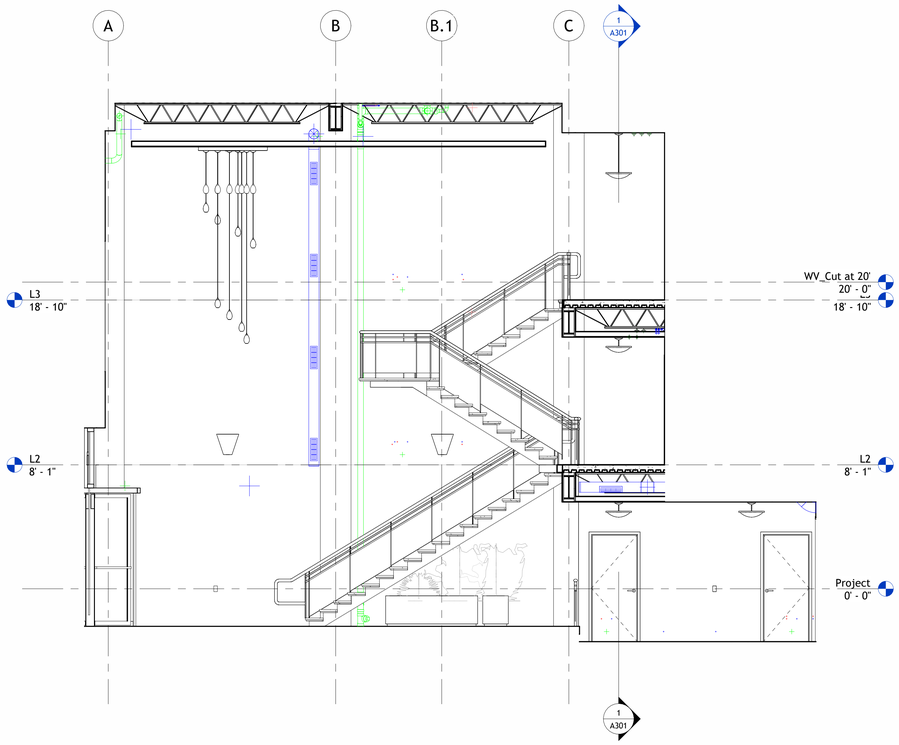

5 Residential Lobby - West
1/4" = 1'-0"

AUTODESK

www.autodesk.com/revit

Project Management & Architectural Modeling:

Cartesian Inverse, PA
Chicago, IL 28246

Architectural Design:

Etienne Oiseau, LLC
Detroit, MI 96435

Structural Design and Modeling:

Safe Harbor Engineering, PC
11 Eleventh Street, Suite 11
Purchasing Decisions, NO 13131-1525

MEP Design and Modeling:

Droffats Consulting Services, LLC
Los Angeles, CA 78383

Civil Engineering:

Rubicon Engineering Solutions, INC
Pittsburgh, PA 77462-5247

Landscape Architecture & Community Planning :

Dagny Taggart, LTD
Brownsville, PA 52872

Commercial Kitchen Design:

Designing Trends
103B Broadway
Knoxville, TN 36664-2084

No.	Description	Date
	Not For Construction	6/1/2023

Autodesk

Snowdon Towers

Residential Lobby

Project Number	7765328-33-A
Date	6/1/2023
Drawn By	APF
Checked By	ADSK

A404

Scale 1/4" = 1'-0"

1/14/2026 11:58:30 AM

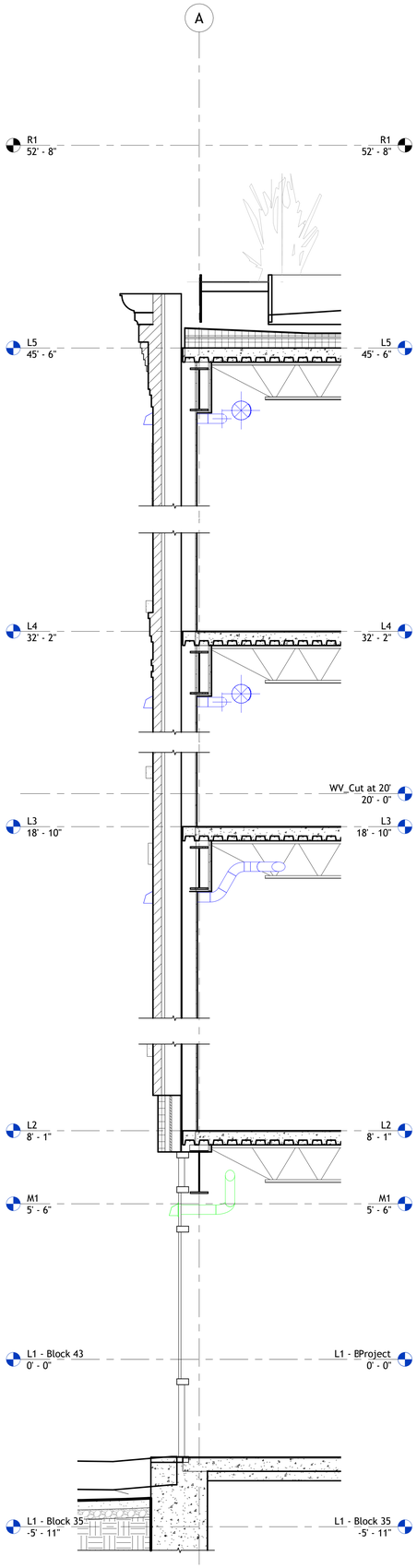

1 Wall Section - Connection Existing Construction to New - Block 35
1/2" = 1'-0"

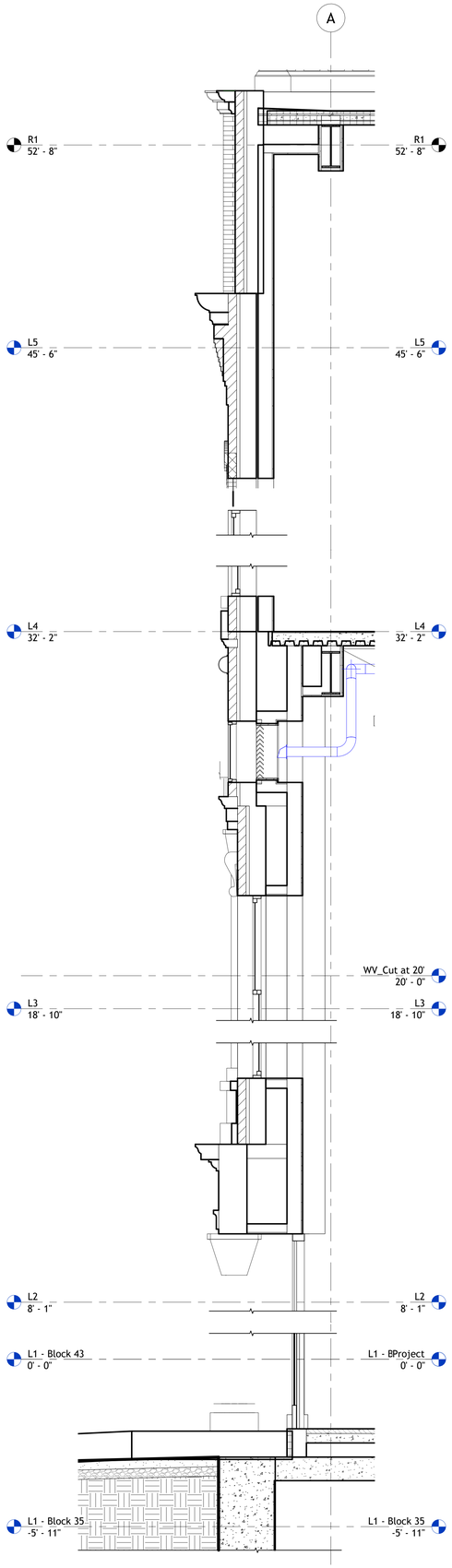

2 Wall Section - Connection Existing Construction to New - Block 37
1/2" = 1'-0"

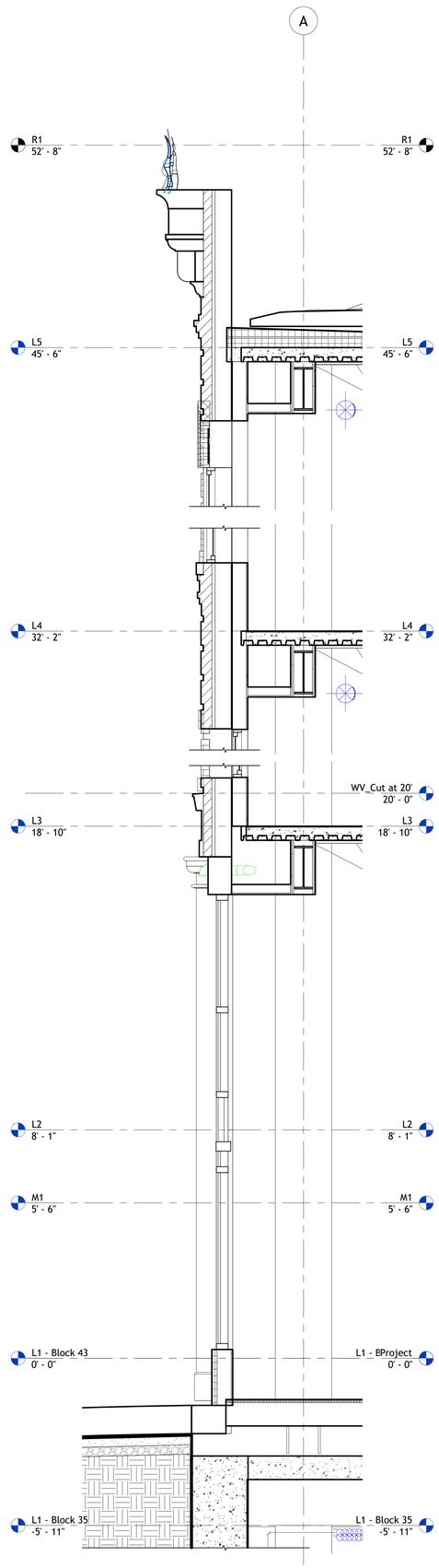

3 Wall Section - Connection Existing Construction to New - Block 41
1/2" = 1'-0"

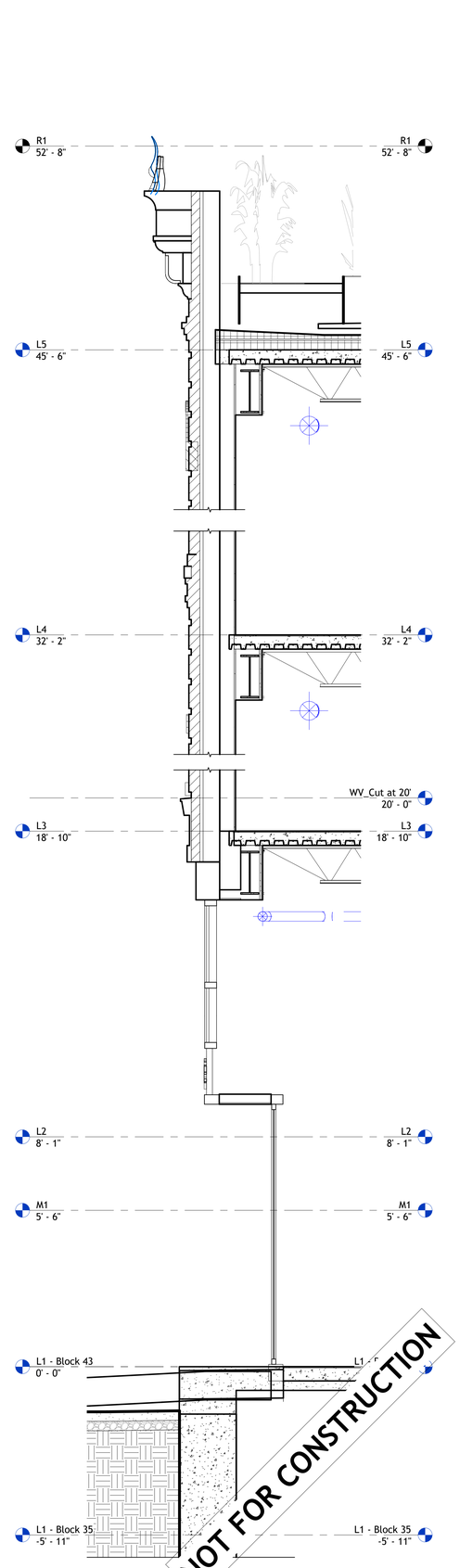

4 Wall Section - Connection Existing Construction to New - Block 43
1/2" = 1'-0"

AUTODESK

www.autodesk.com/revit

Project Management & Architectural Modeling:

Cartesian Inverse, PA
Chicago, IL 28246

Architectural Design:

Etienne Oiseau, LLC
Detroit, MI 96435

Structural Design and Modeling:

Safe Harbor Engineering, PC
11 Eleventh Street, Suite 11
Purchasing Decisions, NO 13131-1525

MEP Design and Modeling:

Droffats Consulting Services, LLC
Los Angeles, CA 78383

Civil Engineering:

Rubicon Engineering Solutions, INC
Pittsburgh, PA 77462-5247

Landscape Architecture & Community Planning :

Dagny Taggart, LTD
Brownsville, PA 52872

Commercial Kitchen Design:

Designing Trends
103B Broadway
Knoxville, TN 36664-2084

No.	Description	Date
	Not For Construction	6/1/2023

Autodesk

Snowdon Towers

Wall Sections

Project Number	7765328-33-A
Date	6/1/2023
Drawn By	APF
Checked By	ADSK

A405

Scale	1/2" = 1'-0"

1/14/2026 11:58:35 AM

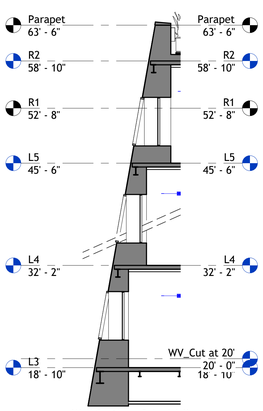

1 Wall Section - Solar Wall
1/8" = 1'-0"

NOT FOR CONSTRUCTION

AUTODESK

www.autodesk.com/revit

Project Management & Architectural Modeling:

Cartesian Inverse, PA
Chicago, IL 28246

Architectural Design:

Etienne Oiseau, LLC
Detroit, MI 96435

Structural Design and Modeling:

Safe Harbor Engineering, PC
11 Eleventh Street, Suite 11
Purchasing Decisions, NO 13131-1525

MEP Design and Modeling:

Droffats Consulting Services, LLC
Los Angeles, CA 78383

Civil Engineering:

Rubicon Engineering Solutions, INC
Pittsburgh, PA 77462-5247

Landscape Architecture & Community Planning:

Dagny Taggart, LTD
Brownsville, PA 52872

Commercial Kitchen Design:

Designing Trends
103B Broadway
Knoxville, TN 36664-2084

No.	Description	Date
	Not For Construction	6/1/2023

Autodesk

Snowdon Towers

Wall Sections

Project Number	7765328-33-A
Date	6/1/2023
Drawn By	APF
Checked By	ADSK

A406

Scale	1/8" = 1'-0"

1/14/2026 11:58:37 AM

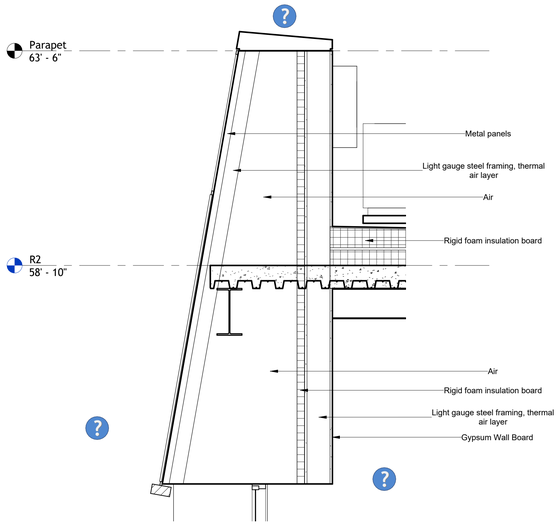

1 Parapet Detail at Solar Wall
3/4" = 1'-0"

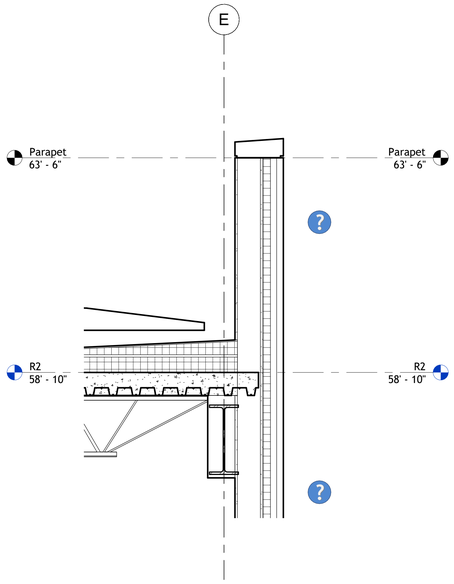

2 Parapet Detail - Typical
3/4" = 1'-0"

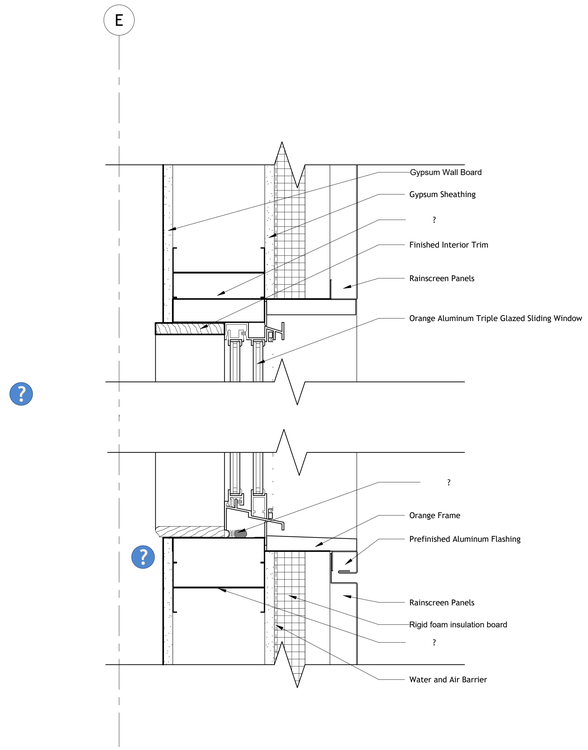

3 North Wall Window Detail
3" = 1'-0"

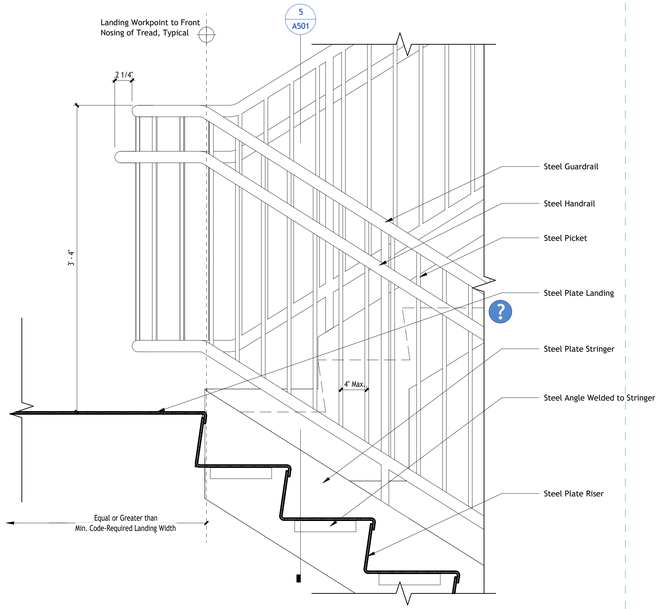

4 Typical Stair - Landing
1 1/2" = 1'-0"

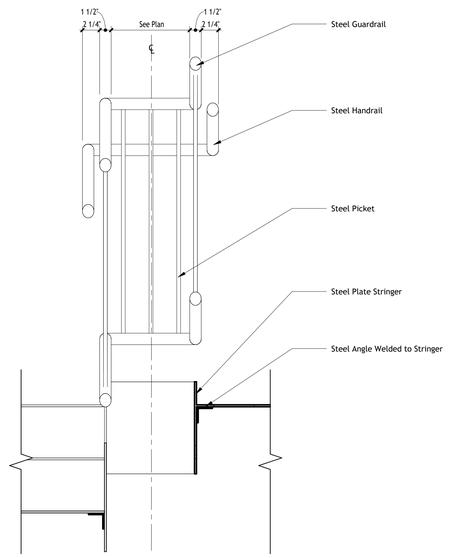

5 Typical Stair - Railing Transition
1 1/2" = 1'-0"

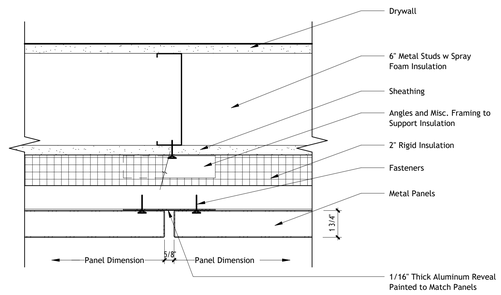

6 Rainscreen Detail
3" = 1'-0"

NOT FOR CONSTRUCTION

AUTODESK

www.autodesk.com/revit

Project Management & Architectural Modeling:

Cartesian Inverse, PA
Chicago, IL 28246

Architectural Design:

Etienne Oiseau, LLC
Detroit, MI 96435

Structural Design and Modeling:

Safe Harbor Engineering, PC
11 Eleventh Street, Suite 11
Purchasing Decisions, NO 13131-1525

MEP Design and Modeling:

Droffats Consulting Services, LLC
Los Angeles, CA 78383

Civil Engineering:

Rubicon Engineering Solutions, INC
Pittsburgh, PA 77462-5247

Landscape Architecture & Community Planning :

Dagny Taggart, LTD
Brownsville, PA 52872

Commercial Kitchen Design:

Designing Trends
103B Broadway
Knoxville, TN 36664-2084

No.	Description	Date
	Not For Construction	6/1/2023

Autodesk

Snowdon Towers

Details

Project Number	7765328-33-A
Date	6/1/2023
Drawn By	APF
Checked By	ADSK

A501

Scale	As indicated

1/14/2026 11:58:40 AM

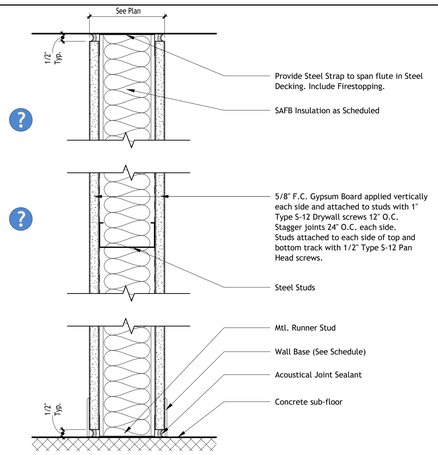

Partition Type - Mtl Studs w One Layer of Gyp. BD. ea. Side

Type	Stud Size	Gauge	Stud Spacing	Thickness	Rating	Notes
P01	3 5/8"	25 GA	24" O.C.	4 7/8"	1 HR	--
P02	3 5/8"	25 GA	24" O.C.	4 7/8"	NR	--
P03	6"	25 GA	24" O.C.	7 1/4"	1 HR	--
P04	6"	25 GA	24" O.C.	7 1/4"	NR	--

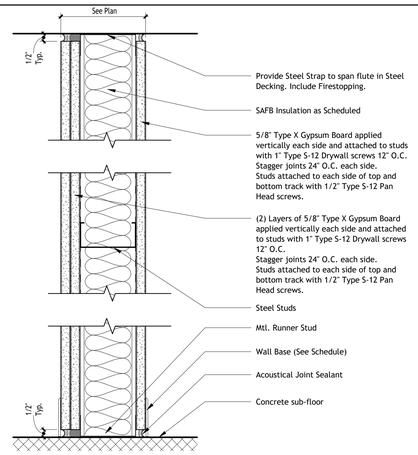

Partition Type - Mtl Studs w One Layer Gyp. BD. (Side A) and Two Layers Gyp. BD. (Side B)

Type	Stud Size	Gauge	Stud Spacing	Thickness	Rating	Notes
P05	3 5/8"	25 GA	24" O.C.	5 1/2"	1 HR	Smoke Barrier

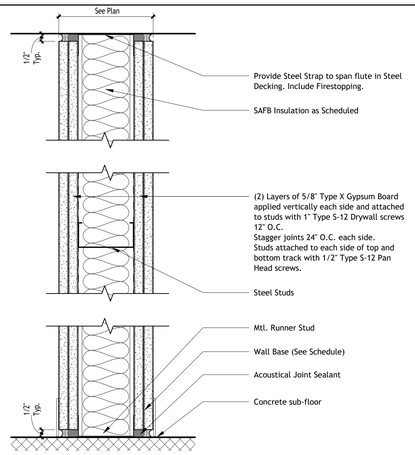

Partition Type - Mtl Studs w Two Layers Gyp. BD. ea. Side

Type	Stud Size	Gauge	Stud Spacing	Thickness	Rating	Notes
P06	3 5/8"	25 GA	24" O.C.	6 1/8"	2 HR	--
P07	6"	25 GA	24" O.C.	8 1/2"	2 HR	--

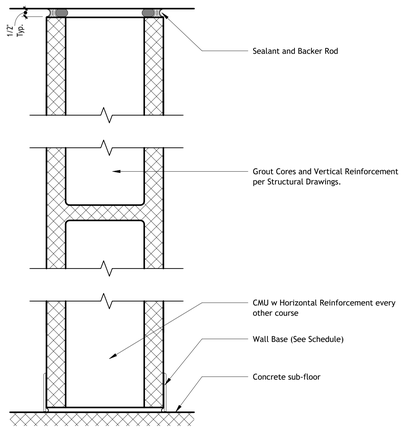

Partition Type - CMU

Type	CMU Size	Rating	Notes
P08	7 5/8"	2 HR	--

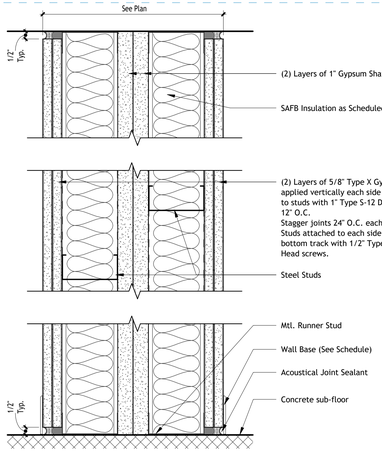

Partition Type - Party Wall

Type	Stud Size	Gauge	Stud Spacing	Thickness	Rating	Notes
W01	3 5/8"	25 GA	24" O.C.	11 3/4"	2 HR	--

AUTODESK

www.autodesk.com/revit

Project Management & Architectural Modeling:

Cartesian Inverse, PA
Chicago, IL 28246

Architectural Design:

Etienne Oiseau, LLC
Detroit, MI 96435

Structural Design and Modeling:

Safe Harbor Engineering, PC
11 Eleventh Street, Suite 11
Purchasing Decisions, NO 13131-1525

MEP Design and Modeling:

Droffats Consulting Services, LLC
Los Angeles, CA 78383

Civil Engineering:

Rubicon Engineering Solutions, INC
Pittsburgh, PA 77462-5247

Landscape Architecture & Community Planning :

Dagny Taggart, LTD
Brownsville, PA 52872

Commercial Kitchen Design:

Designing Trends
103B Broadway
Knoxville, TN 36664-2084

No.	Description	Date
	Not For Construction	6/1/2023

Autodesk

Snowdon Towers

Partition Types

Project Number	7765328-33-A
Date	6/1/2023
Drawn By	APF
Checked By	ADSK

A502

Scale 3" = 1'-0"

1/14/2026 11:58:41 AM

Door Schedule

Door							Frame							Hardware		
	Size															
Mark	Width	Height	Thickness	Material	Finish	Under Cut	Material	Type	Finish	Head	Jamb	Sill	Fire Rating Label	Set No.	From Room: Number	Comments
101A	2' - 2"	7' - 0"	0' - 1 3/4"	WD	PNT	--	HM		PNT				NR	E1		
101B	3' - 0"	7' - 0"	0' - 1 3/4"	STL	PNT	--	HM		PNT				NR	A1		
101C	3' - 0"	7' - 0"	0' - 1 3/4"	STL	PNT	--	HM		PNT				NR	A1		
101D	3' - 0"	7' - 0"	0' - 1 3/4"	STL	PNT	--	HM		PNT				90 MIN	A2	104	
102A	3' - 6"	8' - 0"	0' - 1 3/4"	STL	PNT	--	HM		PNT				NR	B4	102	
102B	3' - 0"	8' - 0"	0' - 1 3/4"	STL	PNT	--	HM		PNT					B5	101	
105A	3' - 0"	7' - 0"	0' - 1 3/4"	STL	PNT	--	HM		PNT				NR	A1		
105B	3' - 0"	7' - 0"	0' - 1 3/4"	STL	PNT	--	HM		PNT				NR	A1		
105C	3' - 0"	8' - 0"	0' - 1 3/4"	STL	PNT	--	HM		PNT				NR	B3		
105D	6' - 0"	7' - 10"		ALUM	ANOD	--	ALUM		ANOD					D1		
106A	3' - 0"	7' - 0"	0' - 1 3/4"	STL	PNT	--	HM		PNT				45 MIN	A2		
106B	3' - 0"	8' - 8 3/8"	0' - 1 3/4"	STL	PNT	--	HM		PNT					B6		
106C	6' - 6"	9' - 0"		STL	PNT	--	HM		PNT					C1		
106D	3' - 0"	8' - 8 3/8"	0' - 1 3/4"	STL	PNT	--	HM		PNT					B6		
106E	3' - 0"	7' - 0"	0' - 1 3/4"	STL	PNT	--	HM		PNT				NR	A1		
106F	3' - 0"	7' - 0"	0' - 1 3/4"	STL	PNT	--	HM		PNT				NR	A1		
107A	8' - 0"	8' - 4"	0' - 3"	STL	PNT	--	STL		PNT					C4		
107B	3' - 0"	8' - 0"	0' - 1 3/4"	STL	PNT	--	HM		PNT				NR	B5	106	
107C	3' - 0"	8' - 0"	0' - 1 3/4"	STL	PNT	--	HM		PNT				NR	B3		
108A	3' - 0"	7' - 0"	0' - 1 3/4"	STL	PNT	--	HM		PNT				NR	A1		
108B	3' - 0"	7' - 0"	0' - 1 3/4"	STL	PNT	--	HM		PNT				NR	A1		
108C	6' - 0"	8' - 8"		ALUM	ANOD	--	ALUM		ANOD					D1		
108D	6' - 0"	8' - 8"		ALUM	ANOD	--	ALUM		ANOD					D1		
108E	3' - 0"	8' - 0"	0' - 1 3/4"	STL	PNT	--	HM		PNT				NR	B3		
109A	6' - 0"	9' - 1 3/4"		ALUM	ANOD	--	ALUM		ANOD					D1		
109B	3' - 0"	7' - 0"	0' - 1 3/4"	STL	PNT	--	HM		PNT				NR	A1		
109C	3' - 0"	7' - 0"	0' - 1 3/4"	STL	PNT	--	HM		PNT				NR	A1		
109D	3' - 0"	7' - 0"	0' - 1 3/4"	STL	PNT	--	HM		PNT				NR	B1		
201A	3' - 0"	7' - 0"	0' - 1 3/4"	STL	PNT	--	HM		PNT				45 MIN	A2		
201B	3' - 0"	7' - 0"	0' - 1 3/4"	STL	PNT	--	HM		PNT				NR	A1		
201C	3' - 0"	7' - 0"	0' - 1 3/4"	STL	PNT	--	HM		PNT				20 MIN	A1		
202A	3' - 0"	7' - 0"	0' - 1 3/4"	WD	PNT	--	HM		PNT				NR	A4	202	
202B	3' - 0"	7' - 0"	0' - 1 3/4"	STL	PNT	--	HM		PNT				60 MIN	A1	201	
203A	3' - 0"	7' - 0"	0' - 1 3/4"	STL	PNT	--	HM		PNT				60 MIN	A1	201	
203B	3' - 0"	7' - 0"	0' - 1 3/4"	WD	PNT	--	HM		PNT				NR	A4	203	
204	3' - 0"	7' - 0"	0' - 1 3/4"	STL	PNT	--	HM		PNT				NR	A1	204	
204A	3' - 0"	7' - 0"	0' - 1 3/4"	STL	PNT	--	HM		PNT				60 MIN	A1	201	
204B	3' - 0"	7' - 0"	0' - 1 3/4"	WD	PNT	--	HM		PNT				NR	A4	204	
205A	3' - 0"	7' - 0"	0' - 1 3/4"	WD	PNT	--	HM		PNT				NR	A4	205	
205B	3' - 0"	7' - 0"	0' - 1 3/4"	STL	PNT	--	HM		PNT				60 MIN	A1	201	
205D	3' - 0"	7' - 5"	0' - 1 3/4"										90 MIN			
301A	3' - 0"	7' - 5"	0' - 1 3/4"										90 MIN			
301B	3' - 0"	7' - 0"	0' - 1 3/4"	STL	PNT	--	HM		PNT				90 MIN	A2		
301C	3' - 0"	7' - 0"	0' - 1 3/4"	STL	PNT	--	HM		PNT				NR	A1		
302A	3' - 0"	7' - 0"	0' - 1 3/4"	STL	PNT	--	HM		PNT				45 MIN	A2		
302B	3' - 0"	7' - 0"	0' - 1 3/4"	STL	PNT	--	HM		PNT				20 MIN	A1		
303A	3' - 0"	7' - 0"	0' - 1 3/4"	WD	PNT	--	HM		PNT				NR	A4	303	
303B	3' - 0"	7' - 0"	0' - 1 3/4"	STL	PNT	--	HM		PNT				60 MIN	A1	302	
304A	3' - 0"	7' - 0"	0' - 1 3/4"	STL	PNT	--	HM		PNT				60 MIN	A1	302	
304B	3' - 0"	7' - 0"	0' - 1 3/4"	WD	PNT	--	HM		PNT				NR	A4	304	
306A	3' - 0"	7' - 0"	0' - 1 3/4"	STL	PNT	--	HM		PNT				60 MIN	A1	302	
306B	3' - 0"	7' - 0"	0' - 1 3/4"	WD	PNT	--	HM		PNT				NR	A4	306	
307A	3' - 0"	7' - 0"	0' - 1 3/4"	WD	PNT	--	HM		PNT				NR	A4	307	
307C	3' - 0"	7' - 0"	0' - 1 3/4"	STL	PNT	--	HM		PNT				60 MIN	A1	302	
307D	3' - 0"	7' - 5"	0' - 1 3/4"										90 MIN			
308A	3' - 0"	7' - 0"	0' - 1 3/4"	STL	PNT	--	HM		PNT				60 MIN	A1	302	
308B	3' - 0"	7' - 0"	0' - 1 3/4"	WD	PNT	--	HM		PNT				NR	A4	308	
309A	3' - 0"	7' - 0"	0' - 1 3/4"	STL	PNT	--	HM		PNT				60 MIN	A1	302	
309B	3' - 0"	7' - 0"	0' - 1 3/4"	WD	PNT	--	HM		PNT				NR	A4	309	
401A	3' - 0"	7' - 0"	0' - 1 3/4"	STL	PNT	--	HM		PNT				90 MIN	A2		
401B	3' - 0"	7' - 0"	0' - 1 3/4"	STL	PNT	--	HM		PNT				NR	A1		
401C	3' - 0"	7' - 5"	0' - 1 3/4"										90 MIN			
402A	3' - 0"	7' - 0"	0' - 1 3/4"	STL	PNT	--	HM		PNT				45 MIN	A2		
402B	3' - 0"	7' - 0"	0' - 1 3/4"	STL	PNT	--	HM		PNT				20 MIN	A1		
403A	3' - 0"	7' - 0"	0' - 1 3/4"	WD	PNT	--	HM		PNT				NR	A4	403	
403B	3' - 0"	7' - 0"	0' - 1 3/4"	STL	PNT	--	HM		PNT				60 MIN	A1	402	
404A	3' - 0"	7' - 0"	0' - 1 3/4"	STL	PNT	--	HM		PNT				60 MIN	A1	402	
404B	3' - 0"	7' - 0"	0' - 1 3/4"	WD	PNT	--	HM		PNT				NR	A4	404	
405A	3' - 0"	7' - 0"	0' - 1 3/4"										NR		405	
405B	3' - 0"	7' - 0"	0' - 1 3/4"	STL	PNT	--	HM		PNT				60 MIN	A1	402	
406	3' - 0"	7' - 0"	0' - 1 3/4"	STL	PNT	--	HM		PNT				NR	A1	406	
406A	3' - 0"	7' - 5"	0' - 1 3/4"										90 MIN			
406B	3' - 0"	7' - 0"	0' - 1 3/4"	STL	PNT	--	HM		PNT				60 MIN	A1	402	
406C	3' - 0"	7' - 0"	0' - 1 3/4"	WD	PNT	--	HM		PNT				NR	A4	406	
407A	3' - 0"	7' - 0"	0' - 1 3/4"	STL	PNT	--	HM		PNT				60 MIN	A1	402	
407B	3' - 0"	7' - 0"	0' - 1 3/4"	WD	PNT	--	HM		PNT				NR	A4	407	
408A	3' - 0"	7' - 0"	0' - 1 3/4"	WD	PNT	--	HM		PNT				NR	A4	408	
408C	3' - 0"	7' - 0"	0' - 1 3/4"	STL	PNT	--	HM		PNT				60 MIN	A1	402	
409A	3' - 0"	7' - 0"	0' - 1 3/4"	STL	PNT	--	HM		PNT				60 MIN	A1	402	
409B	3' - 0"	7' - 0"	0' - 1 3/4"	WD	PNT	--	HM		PNT				NR	A4	409	
410A	3' - 0"	7' - 0"	0' - 1 3/4"	STL	PNT	--	HM		PNT				60 MIN	A1	402	
410B	3' - 0"	7' - 0"	0' - 1 3/4"	WD	PNT	--	HM		PNT				NR	A4	410	
410C	3' - 0"	7' - 5"	0' - 1 3/4"										90 MIN			
501A	3' - 0"	7' - 0"	0' - 1 3/4"	STL	PNT	--	HM		PNT				90 MIN	A2		
501B	3' - 0"	7' - 0"	0' - 1 3/4"	STL	PNT	--	HM		PNT				NR	A1		
502A	3' - 0"	7' - 0"	0' - 1 3/4"	STL	PNT	--	HM		PNT				45 MIN	A2		
502B	2' - 10"	7' - 0"	0' - 1 3/4"	STL	PNT	--	HM		PNT				90 MIN	A4		
502C	2' - 10"	7' - 0"	0' - 1 3/4"	STL	PNT	--	HM		PNT				90 MIN	A4		
502D	3' - 0"	7' - 0"	0' - 1 3/4"	STL	PNT	--	HM		PNT				20 MIN	A1		
504A	3' - 0"	7' - 5"	0' - 1 3/4"										90 MIN			
504B	3' - 0"	7' - 0"	0' - 1 3/4"	STL	PNT	--	HM		PNT				60 MIN	A1	502	
504C	3' - 0"	7' - 0"	0' - 1 3/4"	WD	PNT	--	HM		PNT				NR	A4	504	
506A	3' - 0"	7' - 5"	0' - 1 3/4"										90 MIN			
506B	3' - 0"	7' - 0"	0' - 1 3/4"	WD	PNT	--	HM		PNT				NR	A4	506	
506D	3' - 0"	7' - 0"	0' - 1 3/4"	STL	PNT	--	HM		PNT				60 MIN	A1	502	
507A	2' - 10"	7' - 0"	0' - 1 3/4"	STL	PNT	--	HM		PNT				90 MIN	A4		
507B	3' - 0"	7' - 0"	0' - 1 3/4"	STL	PNT	--	HM		PNT				60 MIN	A1	502	
507C	3' - 0"	7' - 0"	0' - 1 3/4"	WD	PNT	--	HM		PNT				NR	A4	507	
P01	3' - 0"	7' - 0"	0' - 1 3/4"	STL	PNT	--	HM		PNT				60 MIN	A1		
P02	3' - 0"	7' - 0"	0' - 1 3/4"	STL	PNT	--	HM		PNT				45 MIN	A2	P01	
P03	3' - 0"	7' - 0"	0' - 1 3/4"	STL	PNT	--	HM		PNT				60 MIN	A1	P01	
P04	3' - 0"	7' - 0"	0' - 1 3/4"	STL	PNT	--	HM		PNT				60 MIN	A1	P01	
P05	3' - 0"	7' - 0"	0' - 1 3/4"	STL	PNT	--	HM		PNT				60 MIN	A1	P01	
R100A	3' - 0"	7' - 0"	0' - 1 3/4"	STL	PNT	--	HM		PNT					B2		
R100B	3' - 0"	7' - 0"	0' - 1 3/4"	STL	PNT	--	HM		PNT				NR	A1		
R100C	3' - 0"	7' - 0"	0' - 1 3/4"	STL	PNT	--	HM		PNT				NR	A1		
R100D	6' - 0"	7' - 0"	0' - 1 3/4"	STL	PNT	--	HM		PNT					C3		
R100E	3' - 0"	7' - 0"	0' - 1 3/4"	STL	PNT	--	HM		PNT					B2		
R103A	6' - 0"	7' - 0"	0' - 1 3/4"	STL	PNT	--	HM		PNT					C3	R100	
R103B	6' - 0"	7' - 0"	0' - 1 3/4"	STL	PNT	--	HM		PNT					C3	R100	
S10	3' - 0"	7' - 0"	0' - 1 3/4"	STL	PNT	--	HM		PNT				180 MIN	A3	P01	
S11A	3' - 0"	7' - 0"	0' - 1 3/4"	STL	PNT	--	HM		PNT				NR	A1		
S11B	3' - 0"	7' - 0"	0' - 1 3/4"	STL	PNT	--	HM		PNT				90 MIN	A2		
S13	3' - 0"	7' - 0"	0' - 1 3/4"	STL	PNT	--	HM		PNT				180 MIN	A3	301	
S14	3' - 0"	7' - 0"	0' - 1 3/4"	STL	PNT	--	HM		PNT				180 MIN	A3		
S15	3' - 0"	7' - 0"	0' - 1 3/4"	STL	PNT	--	HM		PNT				180 MIN	A3	501	
S16	3' - 0"	7' - 0"	0' - 1 3/4"	STL	PNT	--	HM		PNT					B2	R100	
S20	3' - 0"	7' - 0"	0' - 1 3/4"	STL	PNT	--	HM		PNT				180 MIN	A3	P01	
S22A	3' - 0"	8' - 0"		ALUM	ANOD	--	ALUM		ANOD					D2		
S22B	3' - 0"	7' - 0"	0' - 1 3/4"	STL	PNT	--	HM		PNT				180 MIN	A3		
S23	3' - 0"	7' - 0"	0' - 1 3/4"	STL	PNT	--	HM		PNT				180 MIN	A3		
S24	3' - 0"	7' - 0"	0' - 1 3/4"	STL	PNT	--	HM		PNT				180 MIN	A3		
S25	3' - 0"	7' - 0"	0' - 1 3/4"	STL	PNT	--	HM		PNT				180 MIN	A3		
S26	3' - 0"	7' - 0"	0' - 1 3/4"	STL	PNT	--	HM		PNT					B2	R100	
S30	3' - 0"	7' - 0"	0' - 1 3/4"	STL	PNT	--	HM		PNT				180 MIN	A3	P01	
S31A	3' - 0"	7' - 0"	0' - 1 3/4"	STL	PNT	--	HM		PNT				NR	A1		
S31B	3' - 0"	7' - 2"		ALUM	ANOD	--	ALUM		ANOD					D2		
S32	3' - 0"	7' - 0"	0' - 1 3/4"	STL	PNT	--	HM		PNT				180 MIN	A3	201	
S33	3' - 0"	7' - 0"	0' - 1 3/4"	STL	PNT	--	HM		PNT				180 MIN	A3	302	
S34	3' - 0"	7' - 0"	0' - 1 3/4"	STL	PNT	--	HM		PNT				180 MIN	A3	402	
S35	3' - 0"	7' - 0"	0' - 1 3/4"	STL	PNT	--	HM		PNT				180 MIN	A3	502	
S36	3' - 0"	7' - 0"	0' - 1 3/4"	STL	PNT	--	HM		PNT					B2	R100	

Door Types

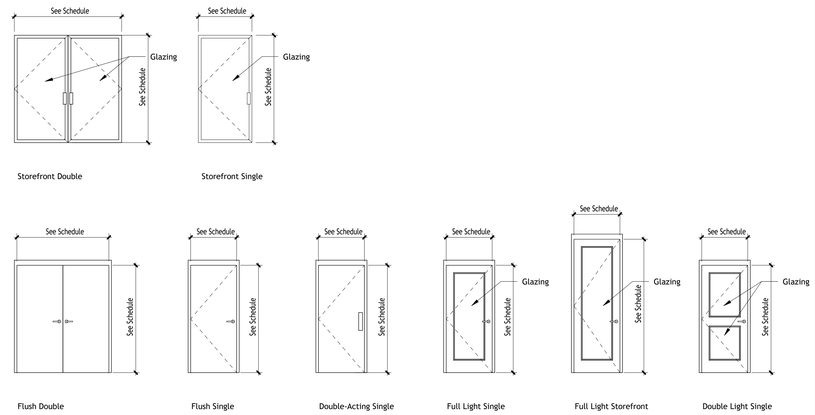

NOT FOR CONSTRUCTION

AUTODESK

www.autodesk.com/revit

Project Management & Architectural Modeling:

Cartesian Inverse, PA
Chicago, IL 28246

Architectural Design:

Etienne Oiseau, LLC
Detroit, MI 96435

Structural Design and Modeling:

Safe Harbor Engineering, PC
11 Eleventh Street, Suite 11
Purchasing Decisions, NO 13131-1525

MEP Design and Modeling:

Droffats Consulting Services, LLC
Los Angeles, CA 78383

Civil Engineering:

Rubicon Engineering Solutions, INC
Pittsburgh, PA 77462-5247

Landscape Architecture & Community Planning :

Dagny Taggart, LTD
Brownsville, PA 52872

Commercial Kitchen Design:

Designing Trends
103B Broadway
Knoxville, TN 36664-2084

No.	Description	Date
	Schematic Design	5/1/2023
	Not For Construction	6/1/2023

Autodesk

Snowdon Towers

Door Schedule

Project Number	7765328-33-A
Date	6/1/2023
Drawn By	APF
Checked By	ADSK

A601

Scale 1/4" = 1'-0"

1/14/2026 11:58:43 AM

Room Finish Schedule

Room Number	Room Name	Area	Floor Finish	Base Finish	Wall Finish	Ceiling Finish	Ceiling Height	Comments
Parking								
E1	Elevator	62 SF						
P01	Parking Garage	10307 SF	Concrete	N/A	Concrete	Open		
P02	Machine RM	59 SF	Concrete	N/A	Paint	Open		
P03	Machine RM	57 SF	Concrete	N/A	Paint	Open		
P04	Storage	57 SF	Concrete	Vinyl Base	Paint	Open		
P05	Utility	493 SF	Concrete	N/A	Paint	Open		
Parking: 6		11035 SF						
L1 - Block 35								
101	Café	643 SF	Polished Concrete/LVT	Wood Base	Paint	Open		
102	Café Kitchen	433 SF	Polished Concrete/LVT	Wood Base	Paint	Open		
103	Outdoor Covered Dining	675 SF	Polished Concrete/LVT	Wood Base	Paint	Open		
104	Pocket Park	1776 SF	Varies see Plan	N/A	N/A	N/A		
S1	Stair	185 SF	Concrete	Vinyl Base	Concrete	Open		
L1 - Block 35: 5		3711 SF						
L1 - Block 37								
105	Commercial/Retail	1485 SF	LVT	Vinyl Base	Paint/WC	Open		
106	Residential Lobby	953 SF	Terrazzo	Wood Base	Paint/WC	Varies see RCP		
107	Utility	369 SF	Concrete	N/A	Paint	Open		
E2	Elevator	62 SF						
S2	Stair	193 SF	Concrete	Vinyl Base	Concrete	Open		
L1 - Block 37: 5		3062 SF						
L1 - Block 43								
108	Commercial/Retail	2303 SF	LVT	Vinyl Base	Paint/WC	Open		
109	Commercial/Retail	1133 SF	LVT	Vinyl Base	Paint/WC	Open		
L1 - Block 43: 2		3436 SF						
L2								
200	Mezzanine Dining	849 SF	Polished Concrete/LVT	Wood Base	Paint	Open		
201	Corridor	596 SF	Polished Concrete	Wood Base	Paint	Gyp Board		
202	Live/Work Unit	839 SF	Polished Concrete/LVT	Wood Base	Paint	Open		
203	Studio Unit	593 SF	Polished Concrete/LVT	Wood Base	Paint	Open		
204	Two Story Studio Unit	569 SF	Polished Concrete/LVT	Wood Base	Paint	Open		
205	Live/Work Unit	1105 SF	Polished Concrete/LVT	Wood Base	Paint	Open		
S3	Stair	180 SF	Concrete	Vinyl Base	Concrete	Open		
L2: 7		4731 SF						
L3								
301	Office Unit	2425 SF	Polished Concrete	Vinyl Base	Paint/WC	Open		
302	Corridor	657 SF	Polished Concrete	Wood Base	Paint	Gyp Board		
303	Live/Work Unit	839 SF	Polished Concrete/LVT	Wood Base	Paint	Open		
304	Studio Unit	593 SF	Polished Concrete/LVT	Wood Base	Paint	Open		
306	Live/Work Unit	1145 SF	Polished Concrete/LVT	Wood Base	Paint	Open		
307	Live/Work Unit	1105 SF	Polished Concrete/LVT	Wood Base	Paint	Open		
308	Live/Work Unit	583 SF	Polished Concrete/LVT	Wood Base	Paint	Open		
309	Live/Work Unit	766 SF	Polished Concrete/LVT	Wood Base	Paint	Open		
L3: 8		8113 SF						
L4								
401	Office Unit	2325 SF	Polished Concrete	Vinyl Base	Paint/WC	Open		
402	Corridor	638 SF	Polished Concrete	Wood Base	Paint	Gyp Board		
403	Live/Work Unit	840 SF	Polished Concrete/LVT	Wood Base	Paint	Open		
404	Studio Unit	593 SF	Polished Concrete/LVT	Wood Base	Paint	Open		
405	Live/Work Loft Unit	723 SF	Polished Concrete/LVT	Wood Base	Paint	Open		
406	Two Story Studio Unit	570 SF	Polished Concrete/LVT	Wood Base	Paint	Open		
407	Live/Work Unit	1146 SF	Polished Concrete/LVT	Wood Base	Paint	Open		
408	Live/Work Unit	1105 SF	Polished Concrete/LVT	Wood Base	Paint	Open		
409	Live/Work Unit	583 SF	Polished Concrete/LVT	Wood Base	Paint	Open		
410	Live/Work Unit	768 SF	Polished Concrete/LVT	Wood Base	Paint	Open		
L4: 10		9291 SF						
L5								
501	Office Unit	2234 SF	Polished Concrete	Vinyl Base	Paint/WC	Open		
502	Corridor	812 SF	Polished Concrete	Wood Base	Paint	Gyp Board		
503	Green Roof	Not Enclosed	Varies see Plan	N/A	N/A	N/A		
504	Studio Unit	593 SF	Polished Concrete/LVT	Wood Base	Paint	Open		
505	Green Roof	804 SF	Varies see Plan	N/A	N/A	N/A		
506	Live/Work Unit	1105 SF	Polished Concrete/LVT	Wood Base	Paint	Open		
507	Live/Work Unit	915 SF	Polished Concrete/LVT	Wood Base	Paint	Open		
507A	Private Patio	204 SF	Varies see Plan	N/A	N/A	N/A		
L5: 8		6667 SF						
Green Roof Hardscape								
R100	Green Roof	5177 SF	Varies see Plan	N/A	N/A	N/A		
R101	Bandstand	734 SF	Varies see Plan	N/A	N/A	N/A		
R103	Storage	116 SF	Concrete	Vinyl Base	Paint	Open		
Green Roof Hardscape: 3		6027 SF						
Grand total: 54		56074 SF						

Window Schedule

Type Mark	Size		Type	Material	Finish	Detail			Glazing		Head Height	Comments
	Width	Height				Head	Jamb	Sill	Thickness	Type		
59	4' - 2"	5' - 0"		ALUM	ANOD				1"	IGU	8' - 0"	
59	4' - 2"	5' - 0"		ALUM	ANOD				1"	IGU	8' - 0"	
59	4' - 2"	5' - 0"		ALUM	ANOD				1"	IGU	8' - 0"	
59	4' - 2"	5' - 0"		ALUM	ANOD				1"	IGU	8' - 0"	
59	4' - 2"	5' - 0"		ALUM	ANOD				1"	IGU	8' - 0"	
59	4' - 2"	5' - 0"		ALUM	ANOD				1"	IGU	8' - 0"	
59	4' - 2"	5' - 0"		ALUM	ANOD				1"	IGU	8' - 0"	
59	4' - 2"	5' - 0"		ALUM	ANOD				1"	IGU	8' - 0"	
59	4' - 2"	5' - 0"		ALUM	ANOD				1"	IGU	8' - 0"	
59	4' - 2"	5' - 0"		ALUM	ANOD				1"	IGU	8' - 0"	
59	4' - 2"	5' - 0"		ALUM	ANOD				1"	IGU	8' - 0"	
59	4' - 2"	5' - 0"		ALUM	ANOD				1"	IGU	8' - 0"	
59	4' - 2"	5' - 0"		ALUM	ANOD				1"	IGU	7' - 8 1/2"	
59	4' - 2"	5' - 0"		ALUM	ANOD				1"	IGU	7' - 8 1/2"	
59	4' - 2"	5' - 0"		ALUM	ANOD				1"	IGU	7' - 8 1/2"	
59	4' - 2"	5' - 0"		ALUM	ANOD				1"	IGU	7' - 8 1/2"	
59	4' - 2"	5' - 0"		ALUM	ANOD				1"	IGU	7' - 8 1/2"	
59	4' - 2"	5' - 0"		ALUM	ANOD				1"	IGU	7' - 8 1/2"	
59	4' - 2"	5' - 0"		ALUM	ANOD				1"	IGU	8' - 5 1/2"	
59	4' - 2"	5' - 0"		ALUM	ANOD				1"	IGU	8' - 5 1/2"	
59	4' - 2"	5' - 0"		ALUM	ANOD				1"	IGU	8' - 5 1/2"	
59	4' - 2"	5' - 0"		ALUM	ANOD				1"	IGU	8' - 5 1/2"	
59	4' - 2"	5' - 0"		ALUM	ANOD				1"	IGU	8' - 5 1/2"	
59	4' - 2"	5' - 0"		ALUM	ANOD				1"	IGU	8' - 5 1/2"	
59	4' - 2"	5' - 0"		ALUM	ANOD				1"	IGU	8' - 0"	
59	4' - 2"	5' - 0"		ALUM	ANOD				1"	IGU	8' - 0"	
59	4' - 2"	5' - 0"		ALUM	ANOD				1"	IGU	8' - 0"	
61	4' - 2"	6' - 8"		ALUM	ANOD				1"	IGU	10' - 2"	
61	4' - 2"	6' - 8"		ALUM	ANOD				1"	IGU	10' - 2"	
59	4' - 2"	5' - 0"		ALUM	ANOD				1"	IGU	7' - 8 1/2"	
59	4' - 2"	5' - 0"		ALUM	ANOD				1"	IGU	8' - 0"	
59	4' - 2"	5' - 0"		ALUM	ANOD				1"	IGU	8' - 0"	
57	3' - 3"	6' - 4"		ALUM	ANOD				1"	IGU	8' - 7"	
57	3' - 3"	6' - 4"		ALUM	ANOD				1"	IGU	8' - 7"	
57	3' - 3"	6' - 4"		ALUM	ANOD				1"	IGU	8' - 7"	
57	3' - 3"	6' - 4"		ALUM	ANOD				1"	IGU	8' - 7"	
57	3' - 3"	6' - 4"		ALUM	ANOD				1"	IGU	8' - 7"	
57	3' - 3"	6' - 4"		ALUM	ANOD				1"	IGU	8' - 7"	
57	3' - 3"	6' - 4"		ALUM	ANOD				1"	IGU	8' - 7"	
57	3' - 3"	6' - 4"		ALUM	ANOD				1"	IGU	8' - 7"	
57	3' - 3"	6' - 4"		ALUM	ANOD				1"	IGU	9' - 11"	
57	3' - 3"	6' - 4"		ALUM	ANOD				1"	IGU	9' - 11"	
57	3' - 3"	6' - 4"		ALUM	ANOD				1"	IGU	9' - 3"	
57	3' - 3"	6' - 4"		ALUM	ANOD				1"	IGU	9' - 3"	
57	3' - 3"	6' - 4"		ALUM	ANOD				1"	IGU	9' - 11"	
57	3' - 3"	6' - 4"		ALUM	ANOD				1"	IGU	9' - 11"	
57	3' - 3"	6' - 4"		ALUM	ANOD				1"	IGU	9' - 3"	
57	3' - 3"	6' - 4"		ALUM	ANOD				1"	IGU	9' - 3"	
57	3' - 3"	6' - 4"		ALUM	ANOD				1"	IGU	9' - 11"	
57	3' - 3"	6' - 4"		ALUM	ANOD				1"	IGU	9' - 11"	
57	3' - 3"	6' - 4"		ALUM	ANOD				1"	IGU	9' - 3"	
57	3' - 3"	6' - 4"		ALUM	ANOD				1"	IGU	9' - 3"	
51	4' - 1 1/2"	8' - 1 1/2"		ALUM	ANOD				1"	IGU	9' - 10 1/4"	
51	4' - 1 1/2"	8' - 1 1/2"		ALUM	ANOD				1"	IGU	9' - 10"	
61	4' - 2"	6' - 8"		ALUM	ANOD				1"	IGU	10' - 2"	
61	4' - 2"	6' - 8"		ALUM	ANOD				1"	IGU	10' - 2"	
51	4' - 1 1/2"	8' - 1 1/2"		ALUM	ANOD				1"	IGU	9' - 10 1/4"	
51	4' - 1 1/2"	8' - 1 1/2"		ALUM	ANOD				1"	IGU	9' - 10 1/4"	
51	4' - 1 1/2"	8' - 1 1/2"		ALUM	ANOD				1"	IGU	9' - 10 1/4"	
51	4' - 1 1/2"	8' - 1 1/2"		ALUM	ANOD				1"	IGU	9' - 10 1/4"	
51	4' - 1 1/2"	8' - 1 1/2"		ALUM	ANOD				1"	IGU	9' - 10 1/4"	
51	4' - 1 1/2"	8' - 1 1/2"		ALUM	ANOD				1"	IGU	9' - 10 1/4"	
51	4' - 1 1/2"	8' - 1 1/2"		ALUM	ANOD				1"	IGU	9' - 10 1/4"	
55	6' - 1 1/2"	8' - 1 1/2"		ALUM	ANOD				1"	IGU	9' - 10 1/4"	
59	4' - 2"	5' - 0"		ALUM	ANOD				1"	IGU	7' - 8 1/2"	
59	4' - 2"	5' - 0"		ALUM	ANOD				1"	IGU	7' - 8 1/2"	
65	0' - 10"	1' - 6"									5' - 11"	
65	0' - 10"	1' - 6"									5' - 11"	
65	0' - 10"	1' - 6"									5' - 11"	
65	0' - 10"	1' - 6"									5' - 11"	
65	0' - 10"	1' - 6"									5' - 11"	
65	0' - 10"	1' - 6"									5' - 11"	
65	0' - 10"	1' - 6"									5' - 11"	
63	3' - 4"	3' - 5"									6' - 6"	
63	3' - 4"	3' - 5"									6' - 6"	
64	3' - 0"	6' - 1 1/2"									7' - 9 3/4"	
64	3' - 0"	6' - 1 1/2"									7' - 9 3/4"	
64	3' - 0"	6' - 1 1/2"									7' - 9 3/4"	
64	3' - 0"	6' - 1 1/2"									7' - 9 3/4"	
64	3' - 0"	6' - 1 1/2"									7' - 9 3/4"	
42	3' - 7"	8' - 0"									10' - 1 1/2"	
40	3' - 7"	6' - 4"									9' - 5"	
69	3' - 7"	6' - 8"									7' - 9"	
42	3' - 7"	8' - 0"									10' - 1 1/2"	
40	3' - 7"	6' - 4"									9' - 5"	
69	3' - 7"	6' - 8"									7' - 9"	
42	3' - 7"	8' - 0"									10' - 1 1/2"	
40	3' - 7"	6' - 4"									9' - 5"	
69	3' - 7"	6' - 8"									7' - 9"	
42	3' - 7"	8' - 0"									10' - 1 1/2"	
40	3' - 7"	6' - 4"									9' - 5"	
69	3' - 7"	6' - 8"									7' - 9"	
34	3' - 7"	6' - 4"									7' - 7"	
34	3' - 7"	6' - 4"									7' - 7"	
34	3' - 7"	6' - 4"									7' - 7"	
34	3' - 7"	6' - 4"									7' - 7"	
68	3' - 7"	6' - 8"									9' - 1"	
68	3' - 7"	6' - 8"									9' - 1"	
68	3' - 7"	6' - 8"									9' - 1"	
68	3' - 7"	6' - 8"									9' - 1"	
68	3' - 7"	6' - 8"									9' - 1"	
68	3' - 7"	6' - 8"									9' - 1"	
68	3' - 7"	6' - 8"									9' - 1"	
68	3' - 7"	6' - 8"									9' - 1"	
68	3' - 7"	6' - 8"									9' - 1"	
68	3' - 7"	6' - 8"									9' - 1"	
68	3' - 7"	6' - 8"									9' - 1"	
66	4' - 2"	8' - 2"									9' - 10 1/2"	
66	4' - 2"	8' - 2"									9' - 10 1/2"	
66	4' - 2"	8' - 2"									9' - 10 1/2"	
66	4' - 2"	8' - 2"									9' - 10 1/2"	
66	4' - 2"	8' - 2"									9' - 10 1/2"	
66	4' - 2"	8' - 2"									9' - 10 1/2"	
67	6' - 2"	8' - 2"									9' - 10 1/2"	
66	4' - 2"	8' - 2"									9' - 10 1/2"	
66	4' - 2"	8' - 2"									9' - 10 1/2"	
66	4' - 2"	8' - 2"									9' - 10 1/2"	
62	2' - 0"	3' - 6"									6' - 2"	
62	2' - 0"	3' - 6"									6' - 8"	
62	2' - 0"	3' - 6"									6' - 3 29/32"	
62	2' - 0"	3' - 6"									7' - 3"	
33	2' - 0"	2' - 2"									-3' - 2"	
33	2' - 0"	2' - 2"									-3' - 2"	
35	1' - 6"	3' - 8"									6' - 8"	
35	1' - 6"	3' - 8"									6' - 8"	
35	1' - 6"	3' - 8"									6' - 8"	
35	1' - 6"	3' - 8"									6' - 8"	
70	3' - 2"	6' - 10"									4' - 0"	
70	3' - 2"	6' - 10"									4' - 0"	
72	2' - 2 1/2"	8' - 6"									3' - 10 1/8"	
71	3' - 5 1/2"	8' - 6"									3' - 10 1/8"	
72	2' - 2 1/2"	8' - 6"									3' - 10 1/8"	

Occupancy Calculation Schedule

Number	Name	Area	Area Type	Occupancy Load Factor	Occupancy Add On	Occupancy Load Calculated	Comments
Parking							
P1	Parking Garage	10379 SF	Floor Area	200 SF	0	52	
P2	Common	59 SF	Building Common Area	300 SF	0	1	
P3	Common	120 SF	Building Common Area	300 SF	0	1	
P4	Common	77 SF	Building Common Area	300 SF	0	1	
P5	Common	497 SF	Building Common Area	300 SF	0	2	
Parking: 5		11132 SF				57	
L1 - Block 35							
11	Café Kitchen	506 SF	Store Area	200 SF	0	3	
12	Café	897 SF	Store Area	100 SF	20	29	20 Seats, plus 1 per 100SF
13	Retail 1	1778 SF	Store Area	100 SF	0	18	
14	Retail 2	2631 SF	Store Area	100 SF	0	27	
15	Retail 3	1427 SF	Store Area	100 SF	0	15	
16	Common	439 SF	Building Common Area	300 SF	0	2	
17	Residential Lobby	1158 SF	Building Common Area	30 SF	0	39	
L1 - Block 35: 7		8837 SF				133	
L2							
21	Mezzanine Dining	926 SF	Store Area	100 SF	59	69	59 Seats, plus 1 per 100SF
22	Live/Work Unit	645 SF	Floor Area	200 SF	0	4	
23	Live/Work Unit	875 SF	Floor Area	200 SF	0	5	
24	Live/Work Unit	627 SF	Floor Area	200 SF	0	4	
26	Live/Work Unit	1136 SF	Floor Area	200 SF	0	6	
L2: 5		4209 SF				88	
L3							
31	Office Space	2539 SF	Office Area	150 SF	0	17	
32	Live/Work Unit	647 SF	Floor Area	200 SF	0	4	
33	Live/Work Unit	885 SF	Floor Area	200 SF	0	5	
34	Loft	289 SF	Building Common Area	200 SF	0	2	
36	Live/Work Unit	1145 SF	Floor Area	200 SF	0	6	
37	Live/Work Unit	1193 SF	Floor Area	200 SF	0	6	
38	Live/Work Unit	816 SF	Floor Area	200 SF	0	5	

Occupancy Calculation Schedule

Number	Name	Area	Area Type	Occupancy Load Factor	Occupancy Add On	Occupancy Load Calculated	Comments
39	Live/Work Unit	623 SF	Floor Area	200 SF	0	4	
L3: 8		8138 SF				49	
L4							
41	Office Space	2441 SF	Office Area	150 SF	0	17	
42	Live/Work Unit	645 SF	Floor Area	200 SF	0	4	
43	Live/Work Unit	901 SF	Floor Area	200 SF	0	5	
44	Live/Work Unit	628 SF	Floor Area	200 SF	0	4	
45	Live/Work Unit	784 SF	Floor Area	200 SF	0	4	
46	Live/Work Unit	1152 SF	Floor Area	200 SF	0	6	
47	Live/Work Unit	1225 SF	Floor Area	200 SF	0	7	
48	Live/Work Unit	816 SF	Floor Area	200 SF	0	5	
49	Live/Work Unit	621 SF	Floor Area	200 SF	0	4	
L4: 9		9213 SF				56	
L5							
51	Office Space	2366 SF	Office Area	150 SF	0	16	
52	Live/Work Unit	638 SF	Floor Area	150 SF	0	5	
53	Roof Garden	812 SF	Exterior Area	50 SF	0	17	
54	Loft	305 SF	Floor Area	150 SF	0	3	
55	Loft	757 SF	Floor Area	150 SF	0	6	
56	Live/Work Unit	1155 SF	Floor Area	150 SF	0	8	
57	Roof Garden	1668 SF	Exterior Area	50 SF	0	34	
58	Live/Work Unit	750 SF	Floor Area	150 SF	0	5	
L5: 8		8450 SF				94	
R2							
R1	Roof Garden	6701 SF	Exterior Area	15 SF	0	447	
R2	Common	116 SF	Building Common Area	300 SF	0	1	
R3	Common	175 SF	Building Common Area	300 SF	0	1	
R4	Common	65 SF	Building Common Area	300 SF	0	1	
R5	Seating	537 SF	Exterior Area	100 SF	98	104	Calculated at 18" per person
R6	Bandstand	284 SF	Exterior Area	15 SF	0	19	
R2: 6		7878 SF				573	
Grand total: 48		57857 SF				1050	

Live/Work Units (by Type)

Level	Unit Mark	Count	Comments
Live_Work Core - Studio			
L3	ST_A	2	
L5	ST_A	2	
Live_Work Core - SE			
L4	ST_B	1	
Live_Work Core - Standard			
L3	STD_A	2	
		5	
L2	STD_B	1	
L4	STD_B	1	
		4	
L4	STD_N	1	
Live_Work Core - Studio Two Story			
L4	TS_A	1	
Grand total: 21		21	

Solar Panel Schedule

Width	Height	Area	Count
Bay 1			
		582 SF	
3' - 2"	6' - 4"	582 SF	
Bay 3			
		582 SF	
3' - 2"	6' - 4"	160 SF	
Bay 5			
		140 SF	
3' - 2"	6' - 4"	140 SF	
Bay 7			
		100 SF	

Bleachers Schedule - Option Middle Stair

[illegible]	...th	Material	Space per Person	Number of Persons
[illegible]	18' - 6"	Steel, Paint Finish, Dark Gray	18"	12
2	18' - 6"	Steel, Paint Finish, Dark Gray	18"	12
[illegible]	18' - 6"	Steel, Paint Finish, Dark Gray	18"	12
4	18' - 6"	Steel, Paint Finish, Dark Gray	18"	12
[illegible]	18' - 6"	Steel, Paint Finish, Dark Gray	18"	12
6	18' - 6"	Steel, Paint Finish, Dark Gray	18"	12
[illegible]	18' - 6"	Steel, Paint Finish, Dark Gray	18"	12
8	18' - 6"	Steel, Paint Finish, Dark Gray	18"	12
[illegible]	18' - 9"	Steel, Paint Finish, Dark Gray	18"	12
Grand total: 9				108

NOT FOR CONSTRUCTION

AUTODESK

www.autodesk.com/revit

Project Management & Architectural Modeling:

Cartesian Inverse, PA
Chicago, IL 28246

Architectural Design:

Etienne Oiseau, LLC
Detroit, MI 96435

Structural Design and Modeling:

Safe Harbor Engineering, PC
11 Eleventh Street, Suite 11
Purchasing Decisions, NO 13131-1525

MEP Design and Modeling:

Droffats Consulting Services, LLC
Los Angeles, CA 78383

Civil Engineering:

Rubicon Engineering Solutions, INC
Pittsburgh, PA 77462-5247

Landscape Architecture & Community Planning :

Dagny Taggart, LTD
Brownsville, PA 52872

Commercial Kitchen Design:

Designing Trends
103B Broadway
Knoxville, TN 36664-2084

No.	Description	Date
	Schematic Design	5/1/2023
	Not For Construction	6/1/2023

Autodesk

Snowdon Towers

Schedules

Project Number	7765328-33-A
Date	6/1/2023
Drawn By	APF
Checked By	ADSK

A602

Scale

1/14/2026 11:58:50 AM

AUTODESK

www.autodesk.com/revit

Project Management & Architectural Modeling:

Cartesian Inverse, PA
Chicago, IL 28246

Architectural Design:

Etienne Oiseau, LLC
Detroit, MI 96435

Structural Design and Modeling:

Safe Harbor Engineering, PC
11 Eleventh Street, Suite 11
Purchasing Decisions, NO 13131-1525

MEP Design and Modeling:

Droffats Consulting Services, LLC
Los Angeles, CA 78383

Civil Engineering:

Rubicon Engineering Solutions, INC
Pittsburgh, PA 77462-5247

Landscape Architecture & Community Planning:

Dagny Taggart, LTD
Brownsville, PA 52872

Commercial Kitchen Design:

Designing Trends
103B Broadway
Knoxville, TN 36664-2084

No.	Description	Date
	Not For Construction	6/1/2023

Autodesk

Snowdon Towers

Perspective From Above

Project Number	7765328-33-A
Date	6/1/2023
Drawn By	APF
Checked By	ADSK

A901

Scale

1/14/2026 12:17:19 PM

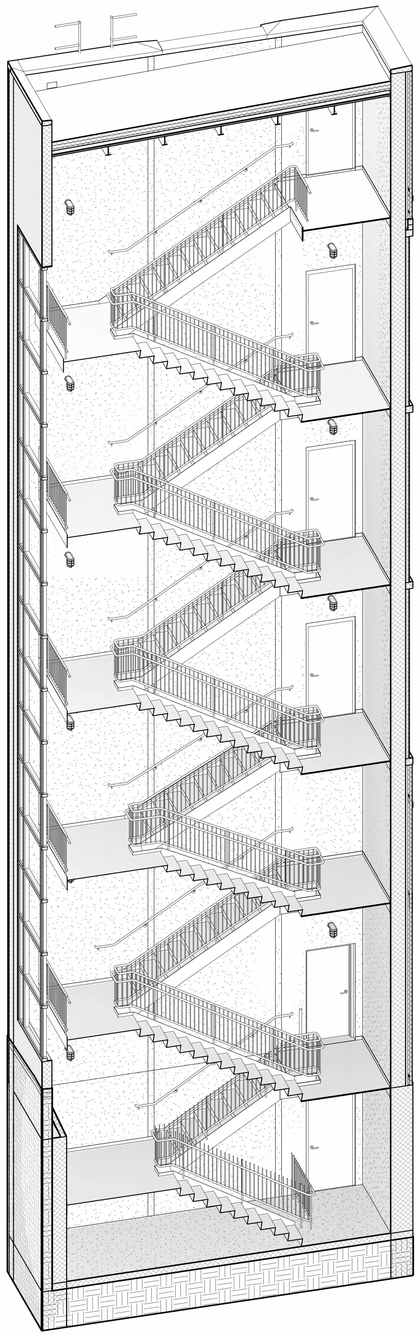

1 Cutaway - Stair 1

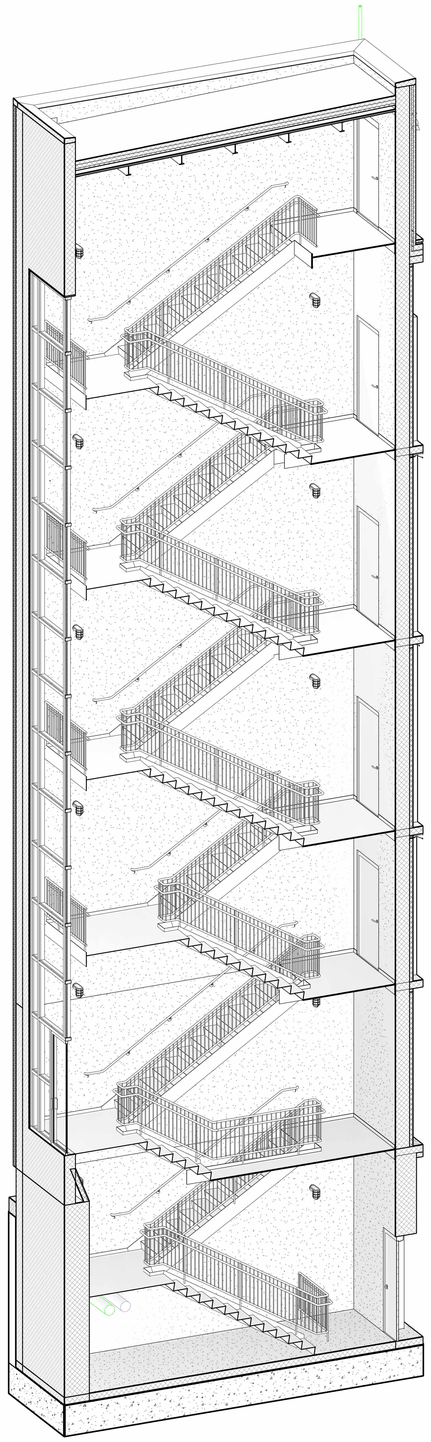

2 Cutaway - Stair 2

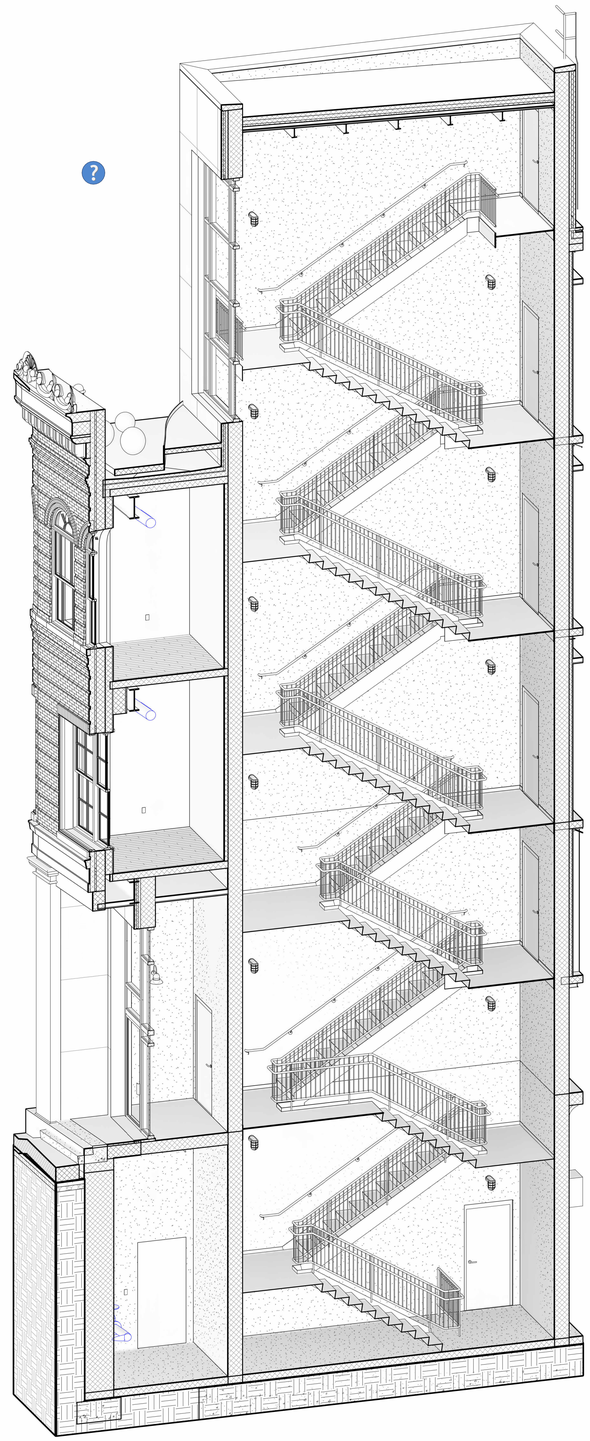

3 Cutaway - Stair 3

NOT FOR CONSTRUCTION

AUTODESK

www.autodesk.com/revit

Project Management & Architectural Modeling:

Cartesian Inverse, PA
Chicago, IL 28246

Architectural Design:

Etienne Oiseau, LLC
Detroit, MI 96435

Structural Design and Modeling:

Safe Harbor Engineering, PC
11 Eleventh Street, Suite 11
Purchasing Decisions, NO 13131-1525

MEP Design and Modeling:

Droffats Consulting Services, LLC
Los Angeles, CA 78383

Civil Engineering:

Rubicon Engineering Solutions, INC
Pittsburgh, PA 77462-5247

Landscape Architecture & Community Planning :

Dagny Taggart, LTD
Brownsville, PA 52872

Commercial Kitchen Design:

Designing Trends
103B Broadway
Knoxville, TN 36664-2084

No.	Description	Date
	Not For Construction	6/1/2023

Autodesk

Snowdon Towers

Stair Towers - Cutaway Views

Project Number	7765328-33-A
Date	6/1/2023
Drawn By	APF
Checked By	ADSK

A902

Scale

1/14/2026 12:17:48 PM



1 Camera - Exterior Street View (Real)

2 Camera - Exterior River View

3 Green Roof - By Stair 1



4 Rooftop Seating Looking toward bandstand



5 Camera - Fifth Floor Roof Garden

6 Camera - Commercial Space L4

7 Residential Lobby

8 Camera - Unit 304 - Toward Core



9 Unit 302 - Toward Interior

10 Unit 302 - Toward Windows



11 Camera at Kitchen 01

12 Camera at Kitchen 03



13 At Ramp

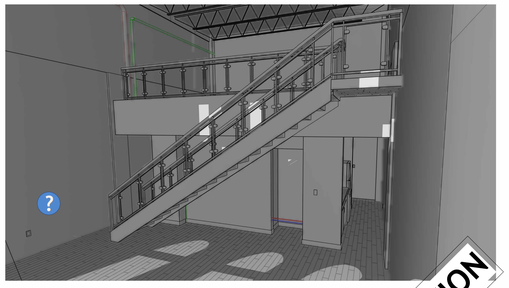

14 Loft Unit

NOT FOR CONSTRUCTION

AUTODESK

www.autodesk.com/revit

Project Management & Architectural Modeling:

Cartesian Inverse, PA
Chicago, IL 28246

Architectural Design:

Etienne Oiseau, LLC
Detroit, MI 96435

Structural Design and Modeling:

Safe Harbor Engineering, PC
11 Eleventh Street, Suite 11
Purchasing Decisions, NO 13131-1525

MEP Design and Modeling:

Droffats Consulting Services, LLC
Los Angeles, CA 78383

Civil Engineering:

Rubicon Engineering Solutions, INC
Pittsburgh, PA 77462-5247

Landscape Architecture & Community Planning :

Dagny Taggart, LTD
Brownsville, PA 52872

Commercial Kitchen Design:

Designing Trends
103B Broadway
Knoxville, TN 36664-2084

No.	Description	Date
	Not For Construction	6/1/2023

Autodesk

Snowdon Towers

3D Views

Project Number	7765328-33-A
Date	6/1/2023
Drawn By	APF
Checked By	ADSK

A903

Scale

1/14/2026 12:27:51 PM

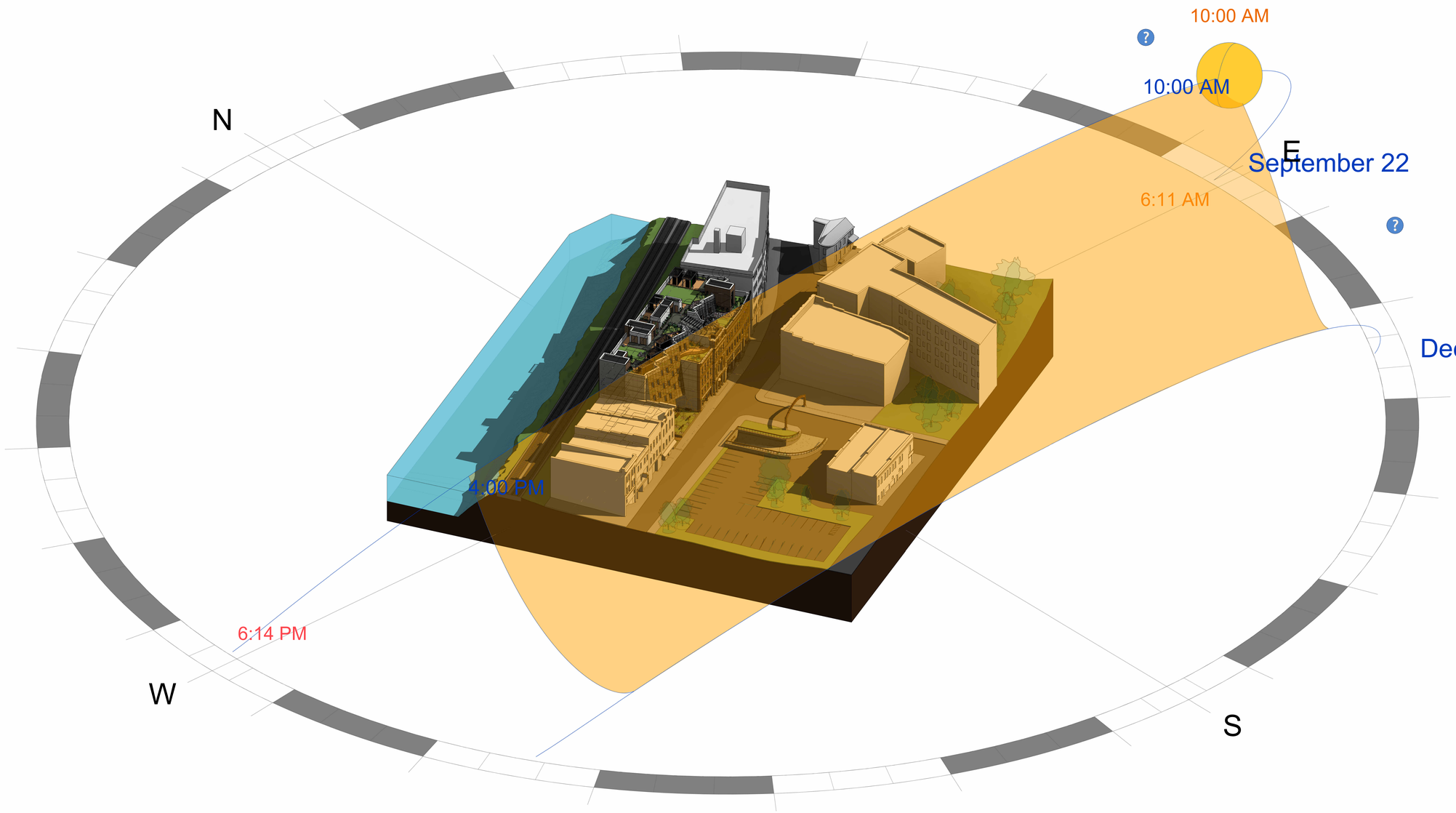

AUTODESK

www.autodesk.com/revit

Project Management & Architectural Modeling:

Cartesian Inverse, PA
Chicago, IL 28246

Architectural Design:

Etienne Oiseau, LLC
Detroit, MI 96435

Structural Design and Modeling:

Safe Harbor Engineering, PC
11 Eleventh Street, Suite 11
Purchasing Decisions, NO 13131-1525

MEP Design and Modeling:

Droffats Consulting Services, LLC
Los Angeles, CA 78383

Civil Engineering:

Rubicon Engineering Solutions, INC
Pittsburgh, PA 77462-5247

Landscape Architecture & Community Planning:

Dagny Taggart, LTD
Brownsville, PA 52872

Commercial Kitchen Design:

Designing Trends
103B Broadway
Knoxville, TN 36664-2084

No.	Description	Date
	Not For Construction	6/1/2023

Autodesk

Snowdon Towers

Solar Study

Project Number	7765328-33-A
Date	6/1/2023
Drawn By	APF
Checked By	ADSK

A904

Scale

1/14/2026 12:31:08 PM

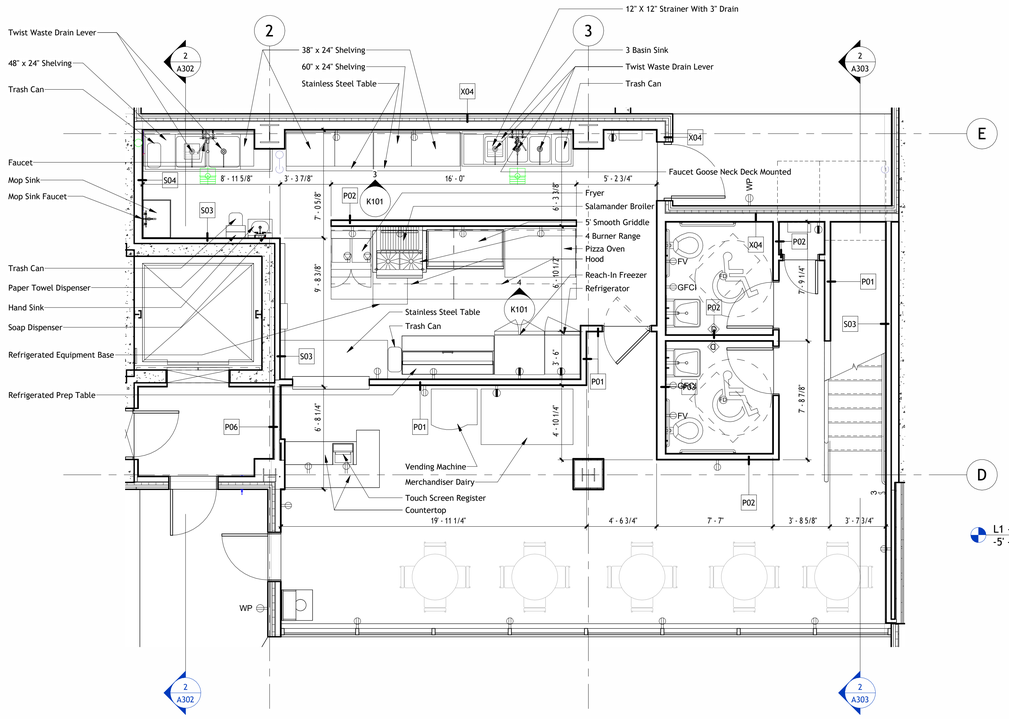

1 Café Kitchen Plan
1/4" = 1'-0"

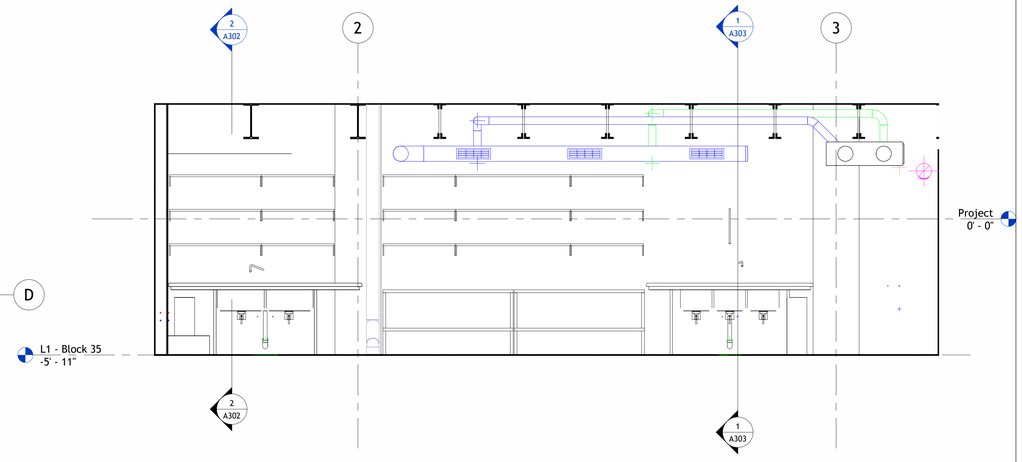

3 Café Kitchen A
3/8" = 1'-0"

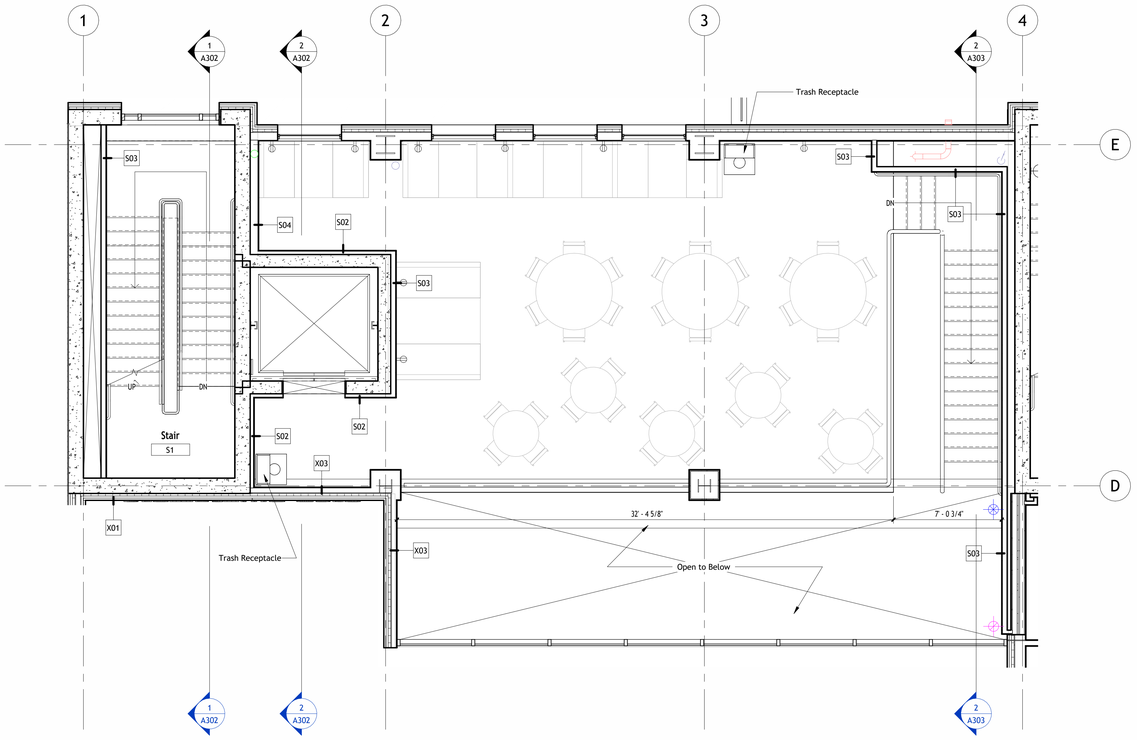

2 Mezzanine Plan
1/4" = 1'-0"

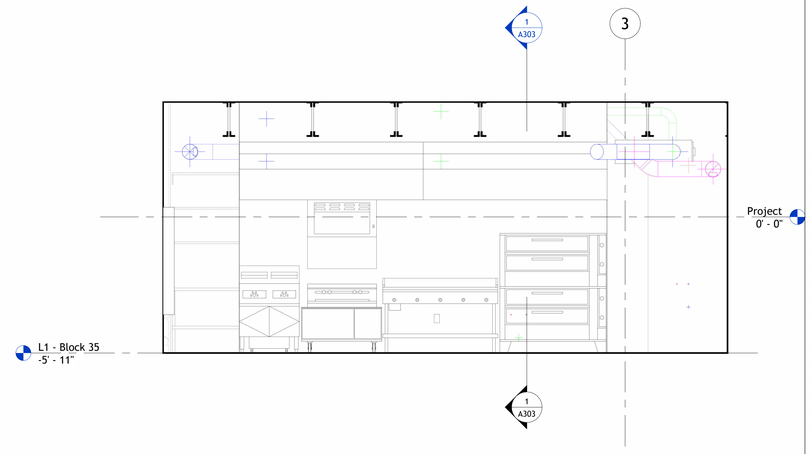

4 Café Kitchen B
3/8" = 1'-0"

NOT FOR CONSTRUCTION

AUTODESK

www.autodesk.com/revit

Project Management & Architectural Modeling:

Cartesian Inverse, PA
Chicago, IL 28246

Architectural Design:

Etienne Oiseau, LLC
Detroit, MI 96435

Structural Design and Modeling:

Safe Harbor Engineering, PC
11 Eleventh Street, Suite 11
Purchasing Decisions, NO 13131-1525

MEP Design and Modeling:

Droffats Consulting Services, LLC
Los Angeles, CA 78383

Civil Engineering:

Rubicon Engineering Solutions, INC
Pittsburgh, PA 77462-5247

Landscape Architecture & Community Planning :

Dagny Taggart, LTD
Brownsville, PA 52872

Commercial Kitchen Design:

Designing Trends
103B Broadway
Knoxville, TN 36664-2084

No.	Description	Date
	Schematic Design	5/1/2023
	Not For Construction	6/1/2023

Autodesk

Snowdon Towers

Café Kitchen

Project Number	7765328-33-A
Date	6/1/2023
Drawn By	APF
Checked By	ADSK

K101

Scale	As indicated

1/14/2026 12:31:24 PM

Occupancy Legend

Parking

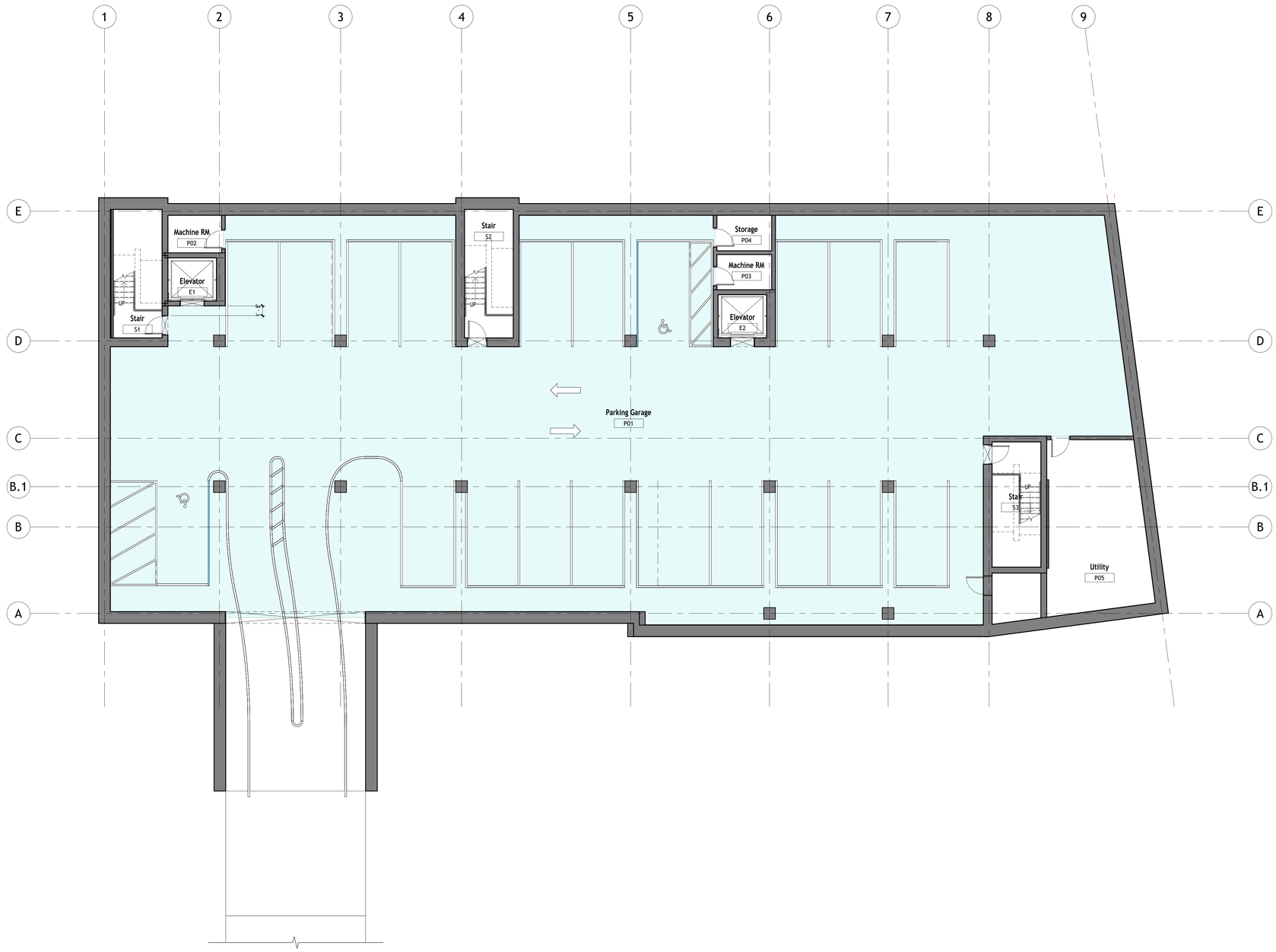

0 4' 8' 16'
0 2'
1/8" = 1'-0"

N

NOT FOR CONSTRUCTION

AUTODESK

www.autodesk.com/revit

Project Management & Architectural Modeling:

Cartesian Inverse, PA
Chicago, IL 28246

Architectural Design:

Etienne Oiseau, LLC
Detroit, MI 96435

Structural Design and Modeling:

Safe Harbor Engineering, PC
11 Eleventh Street, Suite 11
Purchasing Decisions, NO 13131-1525

MEP Design and Modeling:

Droffats Consulting Services, LLC
Los Angeles, CA 78383

Civil Engineering:

Rubicon Engineering Solutions, INC
Pittsburgh, PA 77462-5247

Landscape Architecture & Community Planning :

Dagny Taggart, LTD
Brownsville, PA 52872

Commercial Kitchen Design:

Designing Trends
103B Broadway
Knoxville, TN 36664-2084

No.	Description	Date
	Schematic Design	5/1/2023

Autodesk

Snowdon Towers

Parking Deck Floor Plan

Project Number	7765328-33-A
Date	6/1/2023
Drawn By	Author
Checked By	Checker

SD100

Scale	1/8" = 1'-0"

1/14/2026 12:31:25 PM

Occupancy Legend

- Commercial
- Outdoor Public
- Residential Public
- Restaurant

1/8" = 1'-0"

N

NOT FOR CONSTRUCTION

AUTODESK

www.autodesk.com/revit

Project Management & Architectural Modeling:

Cartesian Inverse, PA
Chicago, IL 28246

Architectural Design:

Etienne Oiseau, LLC
Detroit, MI 96435

Structural Design and Modeling:

Safe Harbor Engineering, PC
11 Eleventh Street, Suite 11
Purchasing Decisions, NO 13131-1525

MEP Design and Modeling:

Droffats Consulting Services, LLC
Los Angeles, CA 78383

Civil Engineering:

Rubicon Engineering Solutions, INC
Pittsburgh, PA 77462-5247

Landscape Architecture & Community Planning :

Dagny Taggart, LTD
Brownsville, PA 52872

Commercial Kitchen Design:

Designing Trends
103B Broadway
Knoxville, TN 36664-2084

No.	Description	Date
	Schematic Design	5/1/2023

Autodesk

Snowdon Towers

First Floor Plan

Project Number	7765328-33-A
Date	6/1/2023
Drawn By	Author
Checked By	Checker

SD101

Scale	1/8" = 1'-0"

1/14/2026 12:31:28 PM

Occupancy Legend

- Commercial
- Outdoor Public
- Residential One Story
- Residential Public
- Residential Two Story
- Restaurant

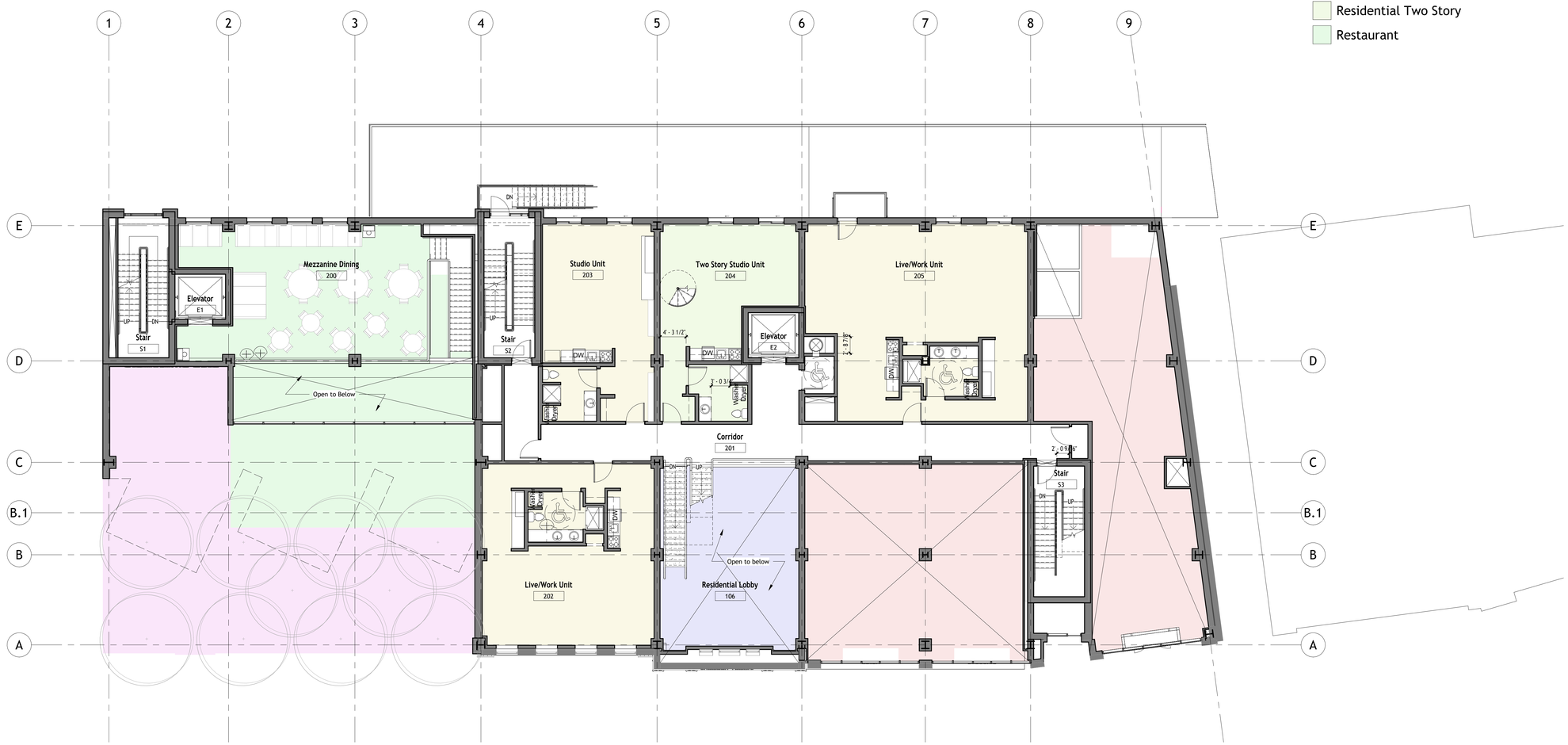

N

0 4' 8' 16'
0 2'
1/8" = 1'-0"

NOT FOR CONSTRUCTION

AUTODESK

www.autodesk.com/revit

Project Management & Architectural Modeling:

Cartesian Inverse, PA
Chicago, IL 28246

Architectural Design:

Etienne Oiseau, LLC
Detroit, MI 96435

Structural Design and Modeling:

Safe Harbor Engineering, PC
11 Eleventh Street, Suite 11
Purchasing Decisions, NO 13131-1525

MEP Design and Modeling:

Droffats Consulting Services, LLC
Los Angeles, CA 78383

Civil Engineering:

Rubicon Engineering Solutions, INC
Pittsburgh, PA 77462-5247

Landscape Architecture & Community Planning :

Dagny Taggart, LTD
Brownsville, PA 52872

Commercial Kitchen Design:

Designing Trends
103B Broadway
Knoxville, TN 36664-2084

No.	Description	Date
	Schematic Design	5/1/2023

Autodesk

Snowdon Towers

Second Floor Plan

Project Number	7765328-33-A
Date	6/1/2023
Drawn By	Author
Checked By	Checker

SD102

Scale	1/8" = 1'-0"

1/14/2026 12:31:31 PM

Occupancy Legend

- Office
- Residential One Story
- Residential Public
- Residential Two Story

0 4' 8' 16'
0 2'
1/8" = 1'-0"

N

NOT FOR CONSTRUCTION

AUTODESK

www.autodesk.com/revit

Project Management & Architectural Modeling:

Cartesian Inverse, PA
Chicago, IL 28246

Architectural Design:

Etienne Oiseau, LLC
Detroit, MI 96435

Structural Design and Modeling:

Safe Harbor Engineering, PC
11 Eleventh Street, Suite 11
Purchasing Decisions, NO 13131-1525

MEP Design and Modeling:

Droffats Consulting Services, LLC
Los Angeles, CA 78383

Civil Engineering:

Rubicon Engineering Solutions, INC
Pittsburgh, PA 77462-5247

Landscape Architecture & Community Planning :

Dagny Taggart, LTD
Brownsville, PA 52872

Commercial Kitchen Design:

Designing Trends
103B Broadway
Knoxville, TN 36664-2084

No.	Description	Date
	Schematic Design	5/1/2023

Autodesk

Snowdon Towers

Third Floor Plan

Project Number	7765328-33-A
Date	6/1/2023
Drawn By	Author
Checked By	Checker

SD103

Scale	1/8" = 1'-0"

1/14/2026 12:31:33 PM

Occupancy Legend

- Office
- Residential One Story
- Residential Two Story

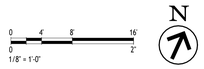

NOT FOR CONSTRUCTION

AUTODESK

www.autodesk.com/revit

Project Management & Architectural Modeling:

Cartesian Inverse, PA
Chicago, IL 28246

Architectural Design:

Etienne Oiseau, LLC
Detroit, MI 96435

Structural Design and Modeling:

Safe Harbor Engineering, PC
11 Eleventh Street, Suite 11
Purchasing Decisions, NO 13131-1525

MEP Design and Modeling:

Droffats Consulting Services, LLC
Los Angeles, CA 78383

Civil Engineering:

Rubicon Engineering Solutions, INC
Pittsburgh, PA 77462-5247

Landscape Architecture & Community Planning :

Dagny Taggart, LTD
Brownsville, PA 52872

Commercial Kitchen Design:

Designing Trends
103B Broadway
Knoxville, TN 36664-2084

No.	Description	Date
	Schematic Design	5/1/2023

Autodesk

Snowdon Towers

Fourth Floor Plan

Project Number	7765328-33-A
Date	6/1/2023
Drawn By	Author
Checked By	Checker

SD104

Scale	1/8" = 1'-0"

1/14/2026 12:31:36 PM

Occupancy Legend

- Office
- Outdoor Private
- Outdoor Public
- Residential One Story
- Residential Two Story

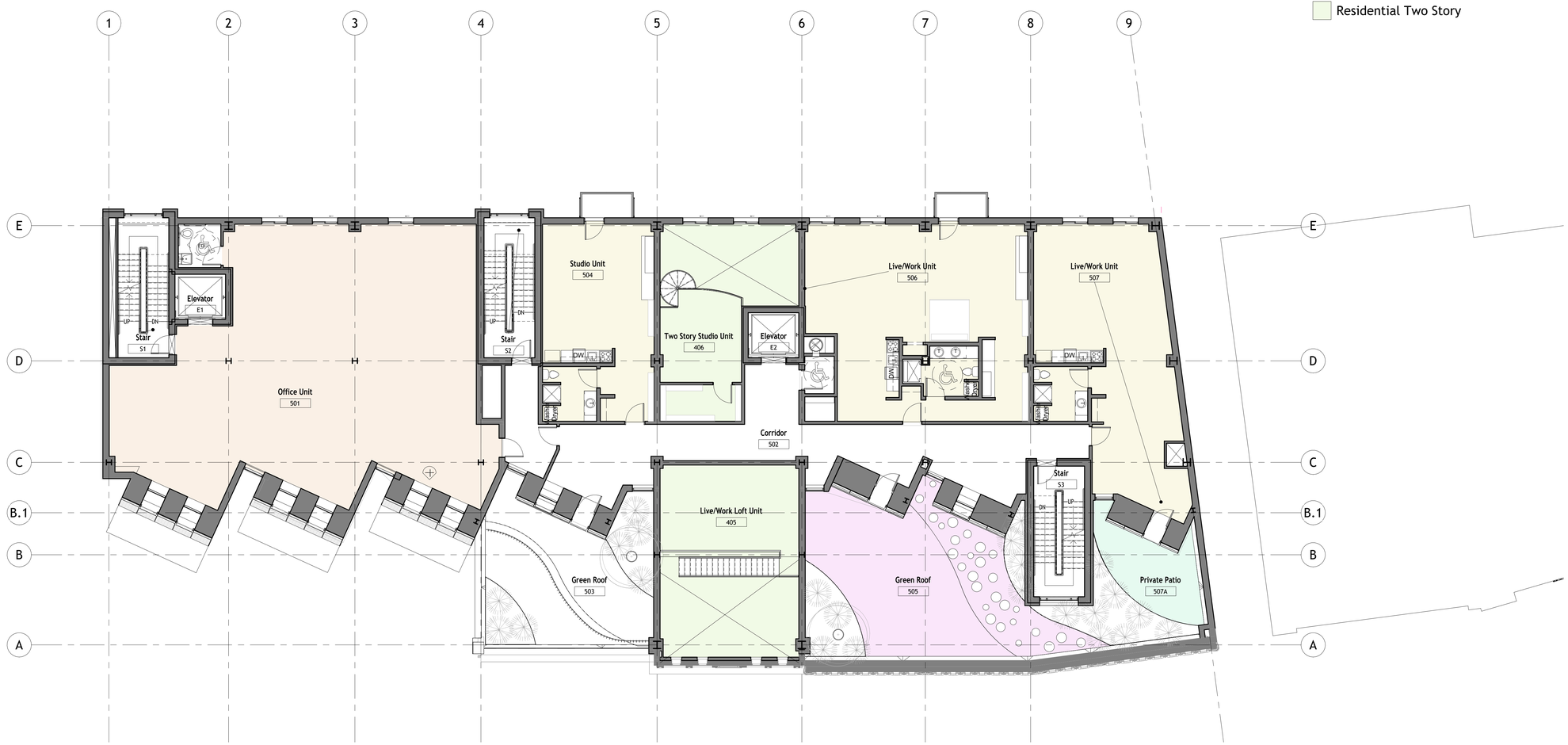

0 4' 8' 16'
0 2'
1/8" = 1'-0"

N

NOT FOR CONSTRUCTION

AUTODESK

www.autodesk.com/revit

Project Management & Architectural Modeling:

Cartesian Inverse, PA
Chicago, IL 28246

Architectural Design:

Etienne Oiseau, LLC
Detroit, MI 96435

Structural Design and Modeling:

Safe Harbor Engineering, PC
11 Eleventh Street, Suite 11
Purchasing Decisions, NO 13131-1525

MEP Design and Modeling:

Droffats Consulting Services, LLC
Los Angeles, CA 78383

Civil Engineering:

Rubicon Engineering Solutions, INC
Pittsburgh, PA 77462-5247

Landscape Architecture & Community Planning :

Dagny Taggart, LTD
Brownsville, PA 52872

Commercial Kitchen Design:

Designing Trends
103B Broadway
Knoxville, TN 36664-2084

No.	Description	Date
	Schematic Design	5/1/2023

Autodesk

Snowdon Towers

Fifth Floor Plan

Project Number	7765328-33-A
Date	6/1/2023
Drawn By	Author
Checked By	Checker

SD105

Scale	1/8" = 1'-0"

1/14/2026 12:31:39 PM

Occupancy Legend

- Outdoor Private
- Outdoor Public

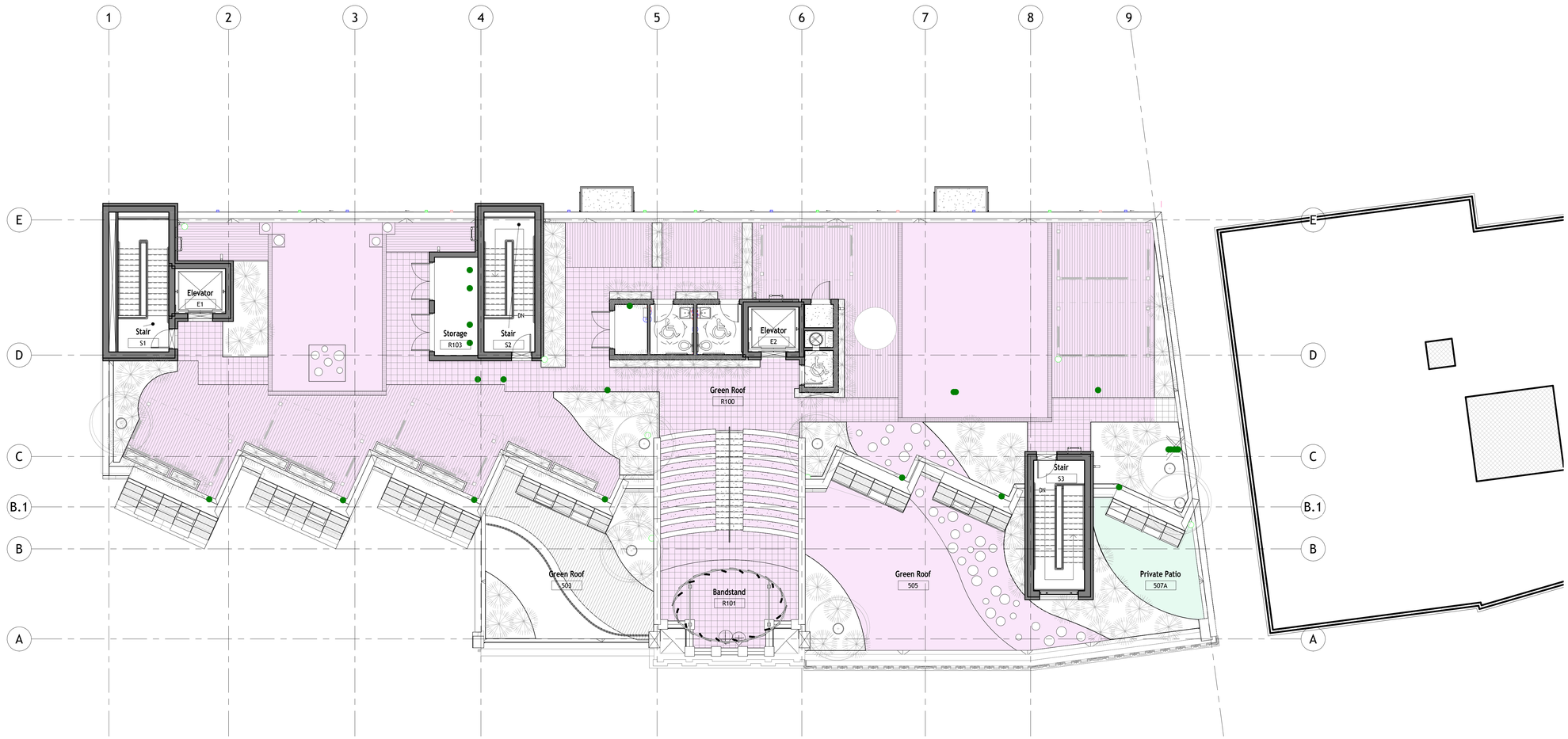

N

NOT FOR CONSTRUCTION

AUTODESK

www.autodesk.com/revit

Project Management & Architectural Modeling:

Cartesian Inverse, PA
Chicago, IL 28246

Architectural Design:

Etienne Oiseau, LLC
Detroit, MI 96435

Structural Design and Modeling:

Safe Harbor Engineering, PC
11 Eleventh Street, Suite 11
Purchasing Decisions, NO 13131-1525

MEP Design and Modeling:

Droffats Consulting Services, LLC
Los Angeles, CA 78383

Civil Engineering:

Rubicon Engineering Solutions, INC
Pittsburgh, PA 77462-5247

Landscape Architecture & Community Planning:

Dagny Taggart, LTD
Brownsville, PA 52872

Commercial Kitchen Design:

Designing Trends
103B Broadway
Knoxville, TN 36664-2084

No.	Description	Date
	Schematic Design	5/1/2023

Autodesk

Snowdon Towers

Roof Plan

Project Number	7765328-33-A
Date	6/1/2023
Drawn By	Author
Checked By	Checker

SD106

Scale	1/8" = 1'-0"

1/14/2026 12:31:44 PM